

**LABEL FOR BOTTLE BAG**

**FOR EMERGENCY USE ONLY  
INSECT/ARTHROPOD REPELLENT  
PROTECTIVE TREATMENT  
FOR MILITARY COMBAT CLOTHING**

OUTER CLOTHING TREATMENT ONLY

TREATED UNIFORMS ARE TO BE WORN  
ONLY WHILE UNDER DEPLOYMENT ABROAD WHERE  
PROTECTION FROM BITING ARTHROPODS IS REQUIRED

**FOR MILITARY USE ONLY**

**READ THE LABEL AND ACCOMPANYING  
BROCHURE BEFORE USING**



CAUTION POISON

**CAUTION - SKIN AND EYE IRRITANT**

**REGISTRATION NUMBER 27927 PEST CONTROL PRODUCTS ACT**

**GUARANTEE: PERMETHRIN 40.00%**

**Net Contents: 9 mL**

**Coulston Products Incorporated  
P.O. Box 30  
Easton, PA 18044  
Phone: 610-253-0167**

**NSN 6840-01-345-0237**

**DIRECTIONS FOR USE:** Refer to accompanying brochure.

**PRECAUTIONS:**

**Human Hazard:** HARMFUL IF SWALLOWED OR INHALED. AVOID BREATHING VAPOURS OR CONTACT WITH FACE, EYES, OR SKIN. MAY CAUSE EYE AND SKIN REACTIONS. **Do Not Apply to Skin. For Treatment of Military Combat Clothing only.** Discontinue use if any skin reaction should occur. Potential skin sensitizer. Individuals with asthma or a predisposition to develop allergies (such as individuals with known sensitivity to synthetic pyrethrins or naturally occurring pyrethrums) should consult a physician prior to using this product. Keep away from food, mess gear, and water supplies. Thoroughly wash mess gear if contaminated with this product. Wash thoroughly after handling fluid, container or wet treated clothing and before eating and smoking. Use chemical resistant gloves while mixing and while handling wet clothing during the treatment process.

**Environmental Hazard:** This pesticide is extremely toxic to fish and other aquatic organisms. Do not apply directly to any body of water. Keep out of lakes, ponds, or streams.

**FIRST AID:**

If on skin: Wash affected areas with soap and water. If in eyes: Flush eyes with plenty of water. Contact physician if irritation persists. If swallowed: This product contains petroleum distillate. Contact a physician or Poison Control Centre immediately. Do not induce vomiting unless directed by a physician. Vomiting may cause aspiration pneumonia. If inhaled: Remove person to well ventilated area. Apply artificial respiration if indicated.

**STORAGE AND DISPOSAL:** Refer to accompanying brochure.

**NOTICE TO USER:** This control product is to be used only in accordance with the directions on this label. It is an offence under the Pest Control Products Act to use a control product under unsafe conditions.

**BROCHURE: A COPY OF THE FOLLOWING BROCHURE MUST BE ENCLOSED IN A ZIP-LOCK BAG, ALONG WITH THE BOTTLES OF PERMETHRIN, AND PLACED IN EACH TREATMENT KIT.**

**FOR EMERGENCY USE ONLY**

**INSECT/ARTHROPOD REPELLENT  
PROTECTIVE TREATMENT  
FOR MILITARY COMBAT CLOTHING**

OUTER CLOTHING TREATMENT ONLY

TREATED UNIFORMS ARE TO BE WORN  
ONLY WHILE UNDER DEPLOYMENT ABROAD WHERE  
PROTECTION FROM BITING ARTHROPODS IS REQUIRED.

**FOR MILITARY USE ONLY**

**KEEP OUT OF REACH OF CHILDREN**



**CAUTION POISON**

**CAUTION - SKIN AND EYE IRRITANT**

**READ THE LABEL AND THIS BROCHURE BEFORE USING  
REGISTRATION NUMBER 27927 PEST CONTROL PRODUCTS ACT**

**GUARANTEE: PERMETHRIN 40%**

**Net Contents: 9 mL per bottle  
(2 bottles per package)**

**Coulston Products Incorporated  
P.O. Box 30  
Easton, PA 18044  
Phone: 610-253-0167**

**DIRECTIONS FOR USE:** treated uniform provides protection to covered areas of the body from the bites of arthropods such as mosquitoes, ticks and sand flies. Insect/Arthropod Repellent Treatment for Military Combat Clothing is not to be used in conjunction with any other insect repellent clothing treatments.

**Application Procedure:** Place 450 mL (approx. 16 ounces) of clean water into bag. Check for leaks. Change bag if a leak(s) is detected. Wearing chemical-resistant gloves, pour contents of 1 bottle of permethrin (i.e., Insect/Arthropod Repellent Protection Treatment) into bag. Ziplock bag and shake 2 times to mix. Unzip bag, place rolled and tied shirt or trousers in bag (NOTE: one bottle of permethrin plus one ziplock bag is required to treat one piece of clothing). Ziplock, shake 2 times and let stand 3 hours or more. Unzip bag, remove garment and hang for 3 hours or until dry. When dry, garment is ready to wear. **Mark with indelible ink on the label of clothing item “Permethrin Treated” and the date of treatment.** Do not remove label, and remark if markings become faded. **DO NOT RE-TREAT CLOTHING;** treated clothing will maintain its effectiveness through about 50 washes. **DO NOT TREAT UNDERWEAR OR HEAD GEAR.** WHERE REQUIRED AND UNDER APPROPRIATE MILITARY DIRECTION, DRY CLEANING CAN BE USED TO REMOVE PERMETHRIN FROM TREATED UNIFORMS.

**PRECAUTIONS:**

**Human Hazard:** HARMFUL IF SWALLOWED OR INHALED. AVOID BREATHING VAPOURS OR CONTACT WITH FACE, EYES, OR SKIN. MAY CAUSE EYE AND SKIN REACTIONS. **Do Not Apply to Skin. For Treatment of Military Combat Clothing only.** Discontinue use if any skin reaction should occur. Potential skin sensitizer. Individuals with asthma or a predisposition to develop allergies (such as individuals with known sensitivity to synthetic pyrethrins or naturally occurring pyrethrums) should consult a physician prior to using this product. Keep away from food, mess gear, and water supplies. Thoroughly wash mess gear if contaminated with this product. Wash thoroughly after handling fluid, container or wet treated clothing and before eating and smoking. Use chemical resistant gloves while mixing and while handling wet clothing during the treatment process.

**Environmental Hazard:** This pesticide is extremely toxic to fish and other aquatic organisms. Do not apply directly to any body of water. Keep out of lakes, ponds, or streams.

**FIRST AID (for exposure to permethrin fluid contained in bottles):**

**If on skin:** Wash affected areas with soap and water.

**If in eyes:** Flush eyes with plenty of water. Contact physician if irritation persists.

**If swallowed:** This product contains petroleum distillate. Contact a physician or Poison Control Centre immediately. Do not induce vomiting unless directed by a physician. Vomiting may cause aspiration pneumonia.

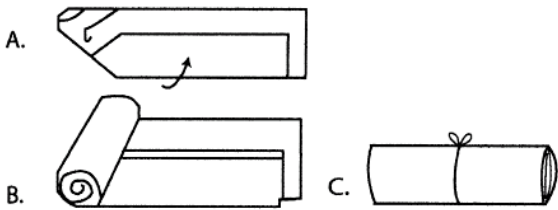
**If inhaled:** Remove person to well ventilated area. Apply artificial respiration if indicated.

**STORAGE AND DISPOSAL:** Do not contaminate water or food by storage or disposal. Do not store below 0°C. Do not reuse empty container or empty impregnation (ziplock) bags or other materials. Place all used impregnation kit components in one treatment bag, zip bag closed, and put in designated trash receptacle. For information on spills and their clean-up, or disposal of unused, unwanted product, contact an appropriate military medical authority (e.g. preventive medicine technician) or the manufacturer or the provincial regulatory agency.

**NOTICE TO USER:** This control product is to be used only in accordance with the directions on this label. It is an offence under the Pest Control Products Act to use a control product under unsafe conditions.

## Procedure For Treating Combat Clothing With Insect/Arthropod Repellent Protective Treatment


### BAG A - SHIRT



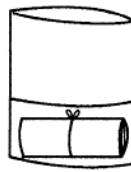
**1.** Lay shirt flat, fold sleeves across front, fold shoulder to shoulder (A) and roll tightly (B). Tie middle of roll tightly with string (C).



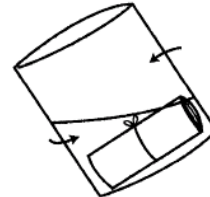
**2.** Place 450 mL (approx 16 ozs) of clean water into bag and check for leaks. Replace bag if leaks are found.



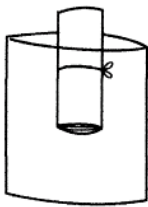
**3.** Wearing chemical resistant gloves, empty contents of one Permethrin bottle into bag, drop bottle and cap into bag. Hold upright and gently shake 2 times to mix.



**4.** Place rolled shirt into bag and zip lock.



**5.** Gently shake bag 2 times and then let rest for at least 3 hours. Check for residual solution, and let stand for another hour if present.



**6.** While wearing chemical resistant gloves, unzip bag and remove roll.



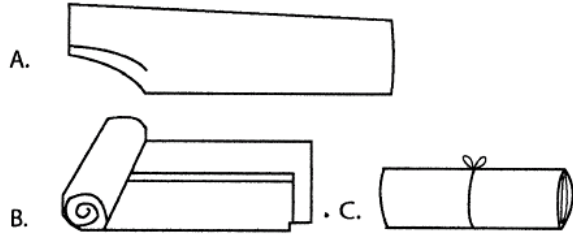
**7.** Untie string and hang shirt for 3 hours or until dry and shirt is ready to wear. Mark "Permethrin Treated" and the date on the label inside the shirt.



**8.** Place used bags, string and bottle in one Ziploc type of bag and dispose of in designated trash receptacles.

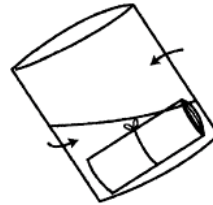
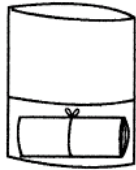

**Procedure For Treating Combat Clothing With Insect/Arthropod Repellent Protective Treatment**

**BAG B - TROUSERS**



**1. Lay trousers flat, fold leg to leg (A) and roll tightly (B). Tie middle of roll tightly with string (C).**

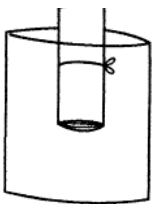
**2. Place 450 mL (approx 16 ozs) of clean water into bag and check for leaks. Replace bag if leaks are found.**



**3. Wearing chemical resistant gloves, empty contents of one Permethrin bottle into bag, drop bottle and cap into bag. Hold upright and gently shake 2 times to mix.**

**4. Place rolled trousers into bag and zip lock.**

**5. Gently shake bag 2 times and then let rest for at least 3 hours. Check for residual solution, and let stand for another hour if present.**



**6. While wearing chemical resistant gloves, unzip bag and remove roll.**

**7. Untie string and hang trousers for 3 hours or until dry and trousers are ready to wear. Mark "Permethrin Treated" and the date on the label inside the trousers.**

**8. Place used bags, string and bottle in one Ziploc type of bag and dispose of in designated trash receptacles.**

\*\*\*\*\*

This label transcript service is offered by the Pest Management Regulatory Agency to provide efficient searching for label information. This service and this information do not replace the official hard-copy label. The PMRA does not provide any guarantee or assurance that the information obtained through this service is accurate, current or correct, and is therefore not liable for any loss resulting, directly or indirectly, from reliance upon this service.