

Container label

GOODNATURE
CHOCOLATE AUTOMATIC PASTE PUMP FOR RATS & MICE
Designed for the A24

DOMESTIC

READ THE LABEL AND BOOKLET BEFORE USING

KEEP OUT OF REACH OF CHILDREN AND PETS

ACTIVE INGREDIENT: Canola oil 81%

NOT FOR HUMAN CONSUMPTION

REG. NO.: 34514 PCPA

CAUTION – EYE AND SKIN IRRITANT

Warning, contains the allergens milk, soy and tree nuts (hazelnut)

Net Contents: 50g

Serial Number: XXXXXX

Dell Tech Laboratories Ltd
PO BOX 28064 Oakridge RD
London, ON N6H 5E1
CANADA

CAN 519-858-5021

www.goodnature.ca

booklet

GOODNATURE
CHOCOLATE AUTOMATIC PASTE PUMP FOR RATS & MICE
Designed for the A24

DOMESTIC

READ THE LABEL AND BOOKLET BEFORE USING

KEEP OUT OF REACH OF CHILDREN AND PETS

ACTIVE INGREDIENT: Canola oil 81%

NOT FOR HUMAN CONSUMPTION

REG. NO.: 34514 PCPA

CAUTION – EYE AND SKIN IRRITANT

Warning, contains the allergens milk, soy and tree nuts (hazelnut)

Net Contents: 50g

Dell Tech Laboratories Ltd
PO BOX 28064 Oakridge RD
London, ON N6H 5E1
CANADA

CAN 519-858-5021

www.goodnature.ca

PRECAUTIONS:

KEEP OUT OF REACH OF CHILDREN, PETS AND LIVESTOCK.

May irritate eyes and skin. Avoid contact with eyes and skin. Store away from food or feed. Do not store in areas accessible to children, pets and domestic animals.

FIRST AID:

HUMAN

If swallowed: Call a poison control centre or doctor immediately for treatment advice. Have person sip a glass of water if able to swallow. Do not induce vomiting unless told to do so by a poison control centre or doctor. Do not give anything by mouth to an unconscious person.

If on skin or clothing: Take off contaminated clothing. Rinse skin immediately with plenty of water for 15-20 minutes. Call a poison control centre or doctor for treatment advice.

If inhaled: Move person to fresh air. If person is not breathing, call 911 or an ambulance, then give artificial respiration, preferably by mouth-to-mouth, if possible. Call a poison control centre or doctor for further treatment advice.

If in eyes: Hold eye open and rinse slowly and gently with water for 15-20 minutes. Remove contact lenses, if present, after the first 5 minutes, then continue rinsing eye. Call a poison control centre or doctor for treatment advice.

Take container, label or product name and Pest Control Product Registration Number with you when seeking medical attention.

PET:

If swallowed: If pet poisoning is suspected, immediately contact a veterinarian.

TOXICOLOGICAL INFORMATION:

HUMAN: Treat symptomatically.

PET: Chocolate consumption can be harmful to dogs: Seek immediate treatment should vomiting, diarrhea or other signs of toxicosis occur after any substantial consumption of lure. 50 g of lure contains 12 mg of methylxanthine.

DIRECTIONS FOR USE:

This product acts solely as an attractant to draw Rats and Mice to the A24 Rat & Mouse Trap. It is to be used with the A24 Rat & Mouse Trap for indoor and outdoor management of rats and mice.

The Automatic Lure Pump (ALP) fits directly into your A24 Rat & Mouse Trap and attract rats and mice by automatically extruding paste and oils without you needing to re-visit your A24 Rat & Mouse Trap for 6 months.

To increase the attractiveness of this lure in the trap, all alternative food sources should be removed or made unavailable to rats and mice as much as possible. Application of this lure may result in staining of surfaces near the application site.

USE LIMITATIONS:

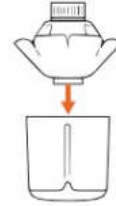
Do not use in areas accessible to children, pets, and domestic animals.

INSTALLATION INSTRUCTIONS:

To install, first remove the 10c coin to activate the ALP.



Shape the ALP into the A24's cap, remove the lid and wipe the excess lure below the trap.



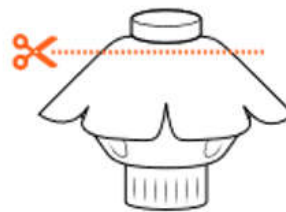
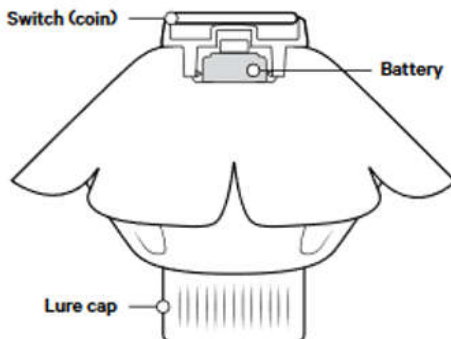
Thread the ALP into the top of the trap and screw the cap on to secure into place.



RETAIN PACKAGING INFORMATION FOR FUTURE REFERENCE

STORAGE: Store at temperatures between 0°C and 25°C.

DISPOSAL: This product contains a 1.4V button battery. Please follow the following instructions to appropriately dispose of your battery. The remaining packaging can be disposed of with your household garbage.



1.
Cut off the top of the ALP to reveal the battery underneath



2.
Use a screwdriver (or similar) to help remove the battery

Please note: This process is NOT reversible.