

2021-3444

2021-07-27

MODO Fungicide

GROUP	3	FUNGICIDE
--------------	----------	------------------

Emulsifiable Concentrate for disease control or suppression in Peaches, Nectarines, Plums, Sweet Cherries, Sour Cherries, Apricots, Highbush and Lowbush Blueberries, Saskatoon Berries, Cranberries, Caneberries, Rutabagas, Asparagus, Western Red Cedar, Kentucky Bluegrass Grown for Seed and Strawberries.

Broad-spectrum disease control in Wheat, Barley, Oats, Canola, Corn, Legume Vegetables including Soybeans and for the suppression of Septoria Leaf Mottle on Canary seed.

FOR SALE FOR USE ON TIMOTHY HAY IN THE PRAIRIE PROVINCES ONLY.

EMULSIFIABLE CONCENTRATE

FUNGICIDE COMMERCIAL

ACTIVE INGREDIENT: Propiconazole 250 g/L

REGISTRATION NO.: 34213 PEST CONTROL PRODUCTS ACT

READ THE LABEL AND ATTACHED BOOKLET BEFORE USING

CAUTION



POISON

DANGER: EYE AND SKIN IRRITANT POTENTIAL SKIN SENSITIZER

NET CONTENTS: 1 L to 1000 L

For Hazardous Materials [or Dangerous Goods] Incident Spill, Leak, Fire, Exposure, or Accident Call CHEMTREC 1-800-424-9300 / +1 703-527-3887

NewAgco Inc.
320 – 22nd Street East
Saskatoon, Saskatchewan
Canada S7K 0H1
1-844-269-3276

Distributed by:
AgraCity Crop & Nutrition Ltd.
320 – 22nd Street East
Saskatoon, Saskatchewan
Canada S7K 0H1
1-844-269-3276

AURORA® is a trademark of AgraCity Crop & Nutrition Ltd or its affiliates.

NOTICE TO USER

This pest control product is to be used only in accordance with the directions on the label. It is an offence under the *Pest Control Products Act* to use this product in a way that is inconsistent with the directions on the label.

FIRST AID

IF POISONING IS SUSPECTED, contact a physician or a poison control centre **IMMEDIATELY**. Take container, label or product name and Pest Control Product Registration Number with you when seeking medical attention.

IF SWALLOWED, call a poison control centre or doctor **IMMEDIATELY** for treatment advice. Do not induce vomiting unless told to do so by a poison control centre or doctor. Do not give **any** liquid to the person. Do not give anything by mouth to an unconscious person.

IF ON SKIN OR CLOTHING, take off contaminated clothing. Rinse skin **IMMEDIATELY** with plenty of water for 15–20 minutes. Call a poison control centre or doctor for treatment advice.

IF INHALED, move person to fresh air. If person is not breathing, call 911 or an ambulance, then give artificial respiration, preferably by mouth-to-mouth, if possible. Call a poison control centre or doctor for further treatment advice.

IF IN EYES, hold eye open and rinse slowly and gently with water for 15–20 minutes. Remove contact lenses, if present, after the first 5 minutes, then continue rinsing eye. Call a poison control centre or doctor for treatment advice.

TOXICOLOGICAL INFORMATION

There is no specific antidote for this product. Apply symptomatic therapy. This product contains petroleum distillates. Vomiting may cause aspiration pneumonia.

PRECAUTIONS

KEEP OUT OF THE REACH OF CHILDREN. Severely irritating to the eye. Causes skin irritation. **DO NOT** get in eyes or on skin. Harmful if inhaled. Avoid breathing spray mist or vapours. This product may cause skin sensitization reactions in certain individuals.

Wear coveralls over long-sleeved shirt and long pants, chemical resistant gloves, socks and chemical resistant footwear during mixing, loading, application, clean up and repair. Wear a protective face shield when handling the concentrated product. The wearing of neoprene gloves by pilots when entering the aircraft is essential. Mechanical flagging devices must be used. **DO NOT** eat, drink or smoke during work; wash hands and face thoroughly before doing so. Immediately wash off accidental splashes of the concentrate or spray mixture from skin, clothing and out of eyes. After work, change clothing and wash entire body thoroughly. Wash contaminated working clothes separately from other laundry before reuse.

DO NOT contaminate food or feed.

DO NOT allow entry into treated area for 12 hours following application (12 hr REI). See the **DIRECTIONS FOR USE** section for crop specific restricted entry intervals.

Apply to agricultural crops only when there is low risk of drift to areas of human habitation or activity such as houses, cottages, schools and recreational areas. Take into consideration wind speed, wind direction, temperature inversions, application equipment and sprayer settings.

ENVIRONMENTAL PRECAUTIONS

Toxic to aquatic organisms and non-target terrestrial plants. This pesticide is toxic to fish. DO NOT spray any body of water by direct application, drift or by cleaning and rinsing spray equipment. This product contains a petroleum distillate which is moderately to highly toxic to aquatic organisms. Avoid contamination of aquatic systems during application. DO NOT contaminate these systems through direct application, disposal of waste or cleaning of equipment.

The use of this chemical may result in contamination of groundwater particularly in areas where soils are permeable (e.g. sandy soil) and/or the depth to the water table is shallow.

To reduce runoff from treated areas into aquatic habitats, avoid application to areas with a moderate to steep slope, compacted soil, or clay.

Avoid application when heavy rain is forecast.

Contamination of aquatic areas as a result of runoff may be reduced by including a vegetative strip between the treated area and the edge of the water body.

Toxic to certain beneficial insects. Minimize spray drift to reduce harmful effects on beneficial insects in habitats next to the application sites such as hedgerows and woodland.

STORAGE

To prevent contamination, store this product away from food or feed.

DISPOSAL OF UNUSED, UNWANTED PRODUCT

For information on disposal of unused, unwanted product, contact the manufacturer or the provincial regulatory agency. Contact the manufacturer and the provincial regulatory agency in case of a spill, and for clean up of spills.

CONTAINER DISPOSAL OR REFILLING:

For recyclable containers:

DO NOT reuse this container for any purpose. This is a recyclable container, and is to be disposed of at a container collection site. Contact your local distributor/dealer or municipality for the location of the nearest collection site. Before taking the container to the collection site:

1. Triple- or pressure-rinse the empty container. Dispose of the rinsings in accordance with provincial requirements.
2. Make the empty, rinsed container unsuitable for further use.

If there is no container collection site in your area, dispose of the container in accordance with provincial requirements.

For refillable containers:

DO NOT reuse this container for any other purpose. For disposal, this container may be returned to the point of purchase (distributor/dealer). It must be refilled by the distributor/dealer with the same product.

For returnable containers:

DO NOT reuse this container for any other purpose. This empty container may be returned to the point of purchase (distributor/dealer) for disposal.

MODO Fungicide

GROUP	3	FUNGICIDE
-------	----------	-----------

Emulsifiable Concentrate for disease control or suppression in Peaches, Nectarines, Plums, Sweet Cherries, Sour Cherries, Apricots, Highbush and Lowbush Blueberries, Saskatoon Berries, Cranberries, Caneberries, Rutabagas, Asparagus, Western Red Cedar, Kentucky Bluegrass Grown for Seed and Strawberries.

Broad-spectrum disease control in Wheat, Barley, Oats, Canola, Corn, Legume Vegetables including Soybeans and for the suppression of Septoria Leaf Mottle on Canary seed.

FOR SALE FOR USE ON TIMOTHY HAY IN THE PRAIRIE PROVINCES ONLY.

EMULSIFIABLE CONCENTRATE

FUNGICIDE COMMERCIAL

ACTIVE INGREDIENT: Propiconazole 250 g/L

REGISTRATION NO.: 34213 PEST CONTROL PRODUCTS ACT

READ THE LABEL AND ATTACHED BOOKLET BEFORE USING



DANGER EYE AND SKIN IRRITANT POTENTIAL SKIN SENSITIZER

NET CONTENTS: 1 L to 1000 L

For Hazardous Materials [or Dangerous Goods] Incident Spill, Leak, Fire, Exposure, or Accident Call CHEMTREC 1-800-424-9300 / +1 703-527-3887

NewAgco Inc.
320 – 22nd Street East
Saskatoon, Saskatchewan
Canada S7K 0H1
1-844-269-3276

Distributed by:
AgraCity Crop & Nutrition Ltd.
320 – 22nd Street East
Saskatoon, Saskatchewan
Canada S7K 0H1
1-844-269-3276

AURORA® is a trademark of AgraCity Crop & Nutrition Ltd or its affiliates.

NOTICE TO USER

This pest control product is to be used only in accordance with the directions on the label. It is an offence under the *Pest Control Products Act* to use this product in a way that is inconsistent with the directions on the label.

FIRST AID

IF POISONING IS SUSPECTED, contact a physician or a poison control centre **IMMEDIATELY**. Take container, label or product name and Pest Control Product Registration Number with you when seeking medical attention.

IF SWALLOWED, call a poison control centre or doctor **IMMEDIATELY** for treatment advice. Do not induce vomiting unless told to do so by a poison control centre or doctor. Do not give **any** liquid to the person. Do not give anything by mouth to an unconscious person.

IF ON SKIN OR CLOTHING, take off contaminated clothing. Rinse skin **IMMEDIATELY** with plenty of water for 15–20 minutes. Call a poison control centre or doctor for treatment advice.

IF INHALED, move person to fresh air. If person is not breathing, call 911 or an ambulance, then give artificial respiration, preferably by mouth-to-mouth, if possible. Call a poison control centre or doctor for further treatment advice.

IF IN EYES, hold eye open and rinse slowly and gently with water for 15–20 minutes. Remove contact lenses, if present, after the first 5 minutes, then continue rinsing eye. Call a poison control centre or doctor for treatment advice.

TOXICOLOGICAL INFORMATION

There is no specific antidote for this product. Apply symptomatic therapy. This product contains petroleum distillates. Vomiting may cause aspiration pneumonia.

PRECAUTIONS

KEEP OUT OF THE REACH OF CHILDREN. Severely irritating to the eye. Causes skin irritation. **DO NOT** get in eyes or on skin. Harmful if inhaled. Avoid breathing spray mist or vapours. This product may cause skin sensitization reactions in certain individuals.

Wear coveralls over long-sleeved shirt and long pants, chemical resistant gloves, socks and chemical resistant footwear during mixing, loading, application, clean up and repair. Wear a protective face shield when handling the concentrated product. The wearing of neoprene gloves by pilots when entering the aircraft is essential. Mechanical flagging devices must be used. **DO NOT** eat, drink or smoke during work; wash hands and face thoroughly before doing so. Immediately wash off accidental splashes of the concentrate or spray mixture from skin, clothing and out of eyes. After work, change clothing and wash entire body thoroughly. Wash contaminated working clothes separately from other laundry before reuse.

DO NOT contaminate food or feed.

DO NOT allow entry into treated area for 12 hours following application (12 hr REI). See the **DIRECTIONS FOR USE** section for crop specific restricted entry intervals.

Apply to agricultural crops only when there is low risk of drift to areas of human habitation or activity such as houses, cottages, schools and recreational areas. Take into consideration wind speed, wind direction, temperature inversions, application equipment and sprayer settings.

ENVIRONMENTAL PRECAUTIONS

Toxic to aquatic organisms and non-target terrestrial plants. This pesticide is toxic to fish. **DO NOT** spray any body of water by direct application, drift or by cleaning and rinsing spray equipment. This product contains a petroleum distillate which is moderately to highly toxic to aquatic organisms. Avoid contamination of aquatic systems during application. **DO NOT** contaminate these systems through direct application, disposal of waste or cleaning of equipment.

The use of this chemical may result in contamination of groundwater particularly in areas where soils are permeable (e.g. sandy soil) and/or the depth to the water table is shallow.

To reduce runoff from treated areas into aquatic habitats, avoid application to areas with a moderate to steep slope, compacted soil, or clay.

Avoid application when heavy rain is forecast.

Contamination of aquatic areas as a result of runoff may be reduced by including a vegetative strip between the treated area and the edge of the water body.

Toxic to certain beneficial insects. Minimize spray drift to reduce harmful effects on beneficial insects in habitats next to the application sites such as hedgerows and woodland.

STORAGE

To prevent contamination store this product away from food or feed.

DISPOSAL OF UNUSED, UNWANTED PRODUCT

For information on disposal of unused, unwanted product, contact the manufacturer or the provincial regulatory agency. Contact the manufacturer and the provincial regulatory agency in case of a spill, and for clean up of spills.

CONTAINER DISPOSAL OR REFILLING:

For recyclable containers:

DO NOT reuse this container for any purpose. This is a recyclable container, and is to be disposed of at a container collection site. Contact your local distributor/dealer or municipality for the location of the nearest collection site. Before taking the container to the collection site:

1. Triple- or pressure-rinse the empty container. Dispose of the rinsings in accordance with provincial requirements.
2. Make the empty, rinsed container unsuitable for further use.

If there is no container collection site in your area, dispose of the container in accordance with provincial requirements.

For refillable containers:

DO NOT reuse this container for any other purpose. For disposal, this container may be returned to the point of purchase (distributor/dealer). It must be refilled by the distributor/dealer with the same product.

For returnable containers:

DO NOT reuse this container for any other purpose. This empty container may be returned to the point of purchase (distributor/dealer) for disposal.

DIRECTIONS FOR USE

DO NOT use in greenhouses.

A restricted entry interval (REI) of 1 day is required for workers hand-harvesting and detasseling treated corn.

A restricted entry interval (REI) of 5 days is required for workers hand-harvesting and pruning highbush blueberries.

As this product is not registered for the control of pests in aquatic systems, **DO NOT** use to control aquatic pests.

DO NOT contaminate irrigation or drinking water supplies or aquatic habitats by cleaning of equipment or disposal of wastes.

GENERAL INFORMATION

DO NOT graze animals on treated green crops within three days of application of MODO Fungicide.

PRODUCT INFORMATION

MODO Fungicide is a broad spectrum systemic fungicide for control of a wide range of diseases on certain crops. MODO Fungicide will protect the crop from yield and quality losses due to disease. MODO Fungicide may be used in conjunction with higher seeding rates, higher fertilizer inputs, plant growth regulators and other fungicides as required. (See "NOTE" under PRECAUTIONS)

Diseases Controlled:

CROP	DISEASES CONTROLLED
Barley, Spring	Net Blotch; Spot Blotch; Scald; Powdery Mildew; Septoria Leaf Spot; Leaf Rust; Stem Rust
Canary Seed	Septoria Leaf Mottle
Canola	Blackleg
Corn	Rusts; Northern Corn Leaf Blight; Southern Corn Leaf Blight; Helminthosporium Leaf Spot; Eye Spot; Grey Leaf Spot
Legume Vegetables including Soybeans	Rust (<i>Phakopsora</i> spp.); Cercospora Leaf Spot (<i>Cercospora</i> spp.); Powdery mildew (<i>Microsphaera</i> spp., <i>Erysiphe</i> spp.)
Oats	Septoria Leaf Blotch; Crown Rust
Soybeans grown for seed	Frogeye Leaf Spot (<i>Cercospora</i> spp.), Aerial Web Blight (<i>Rhizoctonia solani</i>)
Timothy ¹ :	Purple eyespot (<i>Cladosporium phlei</i>)
Wheat, Spring and Winter (including Hard Red, Durum, Canada Prairie, Soft White)	Septoria Leaf Spot; Septoria Glume Blotch; Powdery Mildew; Leaf and Stem Rust; Tan Spot; Stripe Rust
Cranberries	Cottonball (<i>Monilinia oxycocci</i>)
Kentucky Bluegrass Grown for Seed	Powdery Mildew
Lowbush Blueberries	Monilinia Blight (Mummyberry)
Highbush Blueberries	Mummyberry (<i>Monilinia vaccinii-corymbosi</i>)
Rutabagas	Powdery Mildew and Blackleg (<i>Leptosphaeria maculans</i>)-suppression only
Saskatoon Berry	Entomosporium Leaf and Berry Spot and Saskatoon Juniper Rust
Stone Fruit (Apricots, Nectarines, Peaches, Plums, Sweet and Sour Cherries)	Brown Rot, Blossom Blight and Fruit Brown Rot, Cherry Leaf Spot (<i>Blumeriella jaapii</i> – sweet and sour cherries)
Plums and Sour Cherries	Black Knot (<i>Apiosporina morbosa</i>) – Suppression ONLY
Western Red Cedar	Keithia Foliar Blight
Asparagus	Rusts (<i>Puccinia asparagi</i>)
Caneberries	Yellow Rust
Strawberries	Common leaf spot (<i>Mycosphaerella fragariae</i>)

¹ FOR SALE FOR USE ON TIMOTHY HAY IN THE PRAIRIE PROVINCES ONLY.

Factors Affecting MODO Fungicide Performance:

MODO Fungicide should be applied as a preventative disease control measure. Established diseases are more difficult to control and may have already reduced crop vigour.

If rainfall occurs within one hour of application, reapplication is necessary.

Field Sprayer Application:

DO NOT apply during periods of dead calm. Avoid application of this product when winds are gusty. **DO NOT** apply with spray droplets smaller than the American Society of Agricultural Engineers (ASAE) medium classification. Boom height must be 60 cm or less above the crop or ground.

Airblast application:

DO NOT apply during periods of dead calm. Avoid application of this product when winds are gusty. DO NOT direct spray above plants to be treated. Turn off outward pointing nozzles at row ends and outer rows. DO NOT apply when wind speed is greater than 16 km/h at the application site as measured outside of the treatment area on the upwind side.

Aerial Application:

DO NOT apply during periods of dead calm. Avoid application of this product when winds are gusty. DO NOT apply when wind speed is greater than 16 km/h at flying height at the site of application. DO NOT apply with spray droplets smaller than the American Society of Agricultural Engineers (ASAE) medium classification. To reduce drift caused by turbulent wingtip vortices, the nozzle distribution along the spray boom length **MUST NOT** exceed 65% of the wing- or rotor span. High humidity and low temperatures (10 - 20°C) allow for a better deposition of spray droplets.

Sprayer and Application Information:

The performance of this product depends on correct application. Follow the guidelines given below for optimal application of MODO Fungicide.

Sprayer Information:

	FIELD SPRAYER	AERIAL APPLICATION
Spray Volume:	minimum 200 L water/ha	40 - 50 L water/ha
Nozzle Type:	110° drift reducing flat fan or air induction	ASABE medium rated
Droplet Size:	Medium Spray (300 microns VMD)	Medium Spray (300 VMD)
Nozzle Angle:	90° (straight down)	90° (straight down)
Boom Height:	40 - 50 cm above the crop canopy	2 - 3 m above the crop canopy

Field Sprayer Application - Mixing and Spraying Instructions

- 1) Spray equipment should be thoroughly flushed with clean water before mixing MODO Fungicide.
- 2) Fill spray tank 1/2 full with clean water. Engage gentle agitation.
- 3) Add the required amount of MODO Fungicide and agitate thoroughly.
- 4) Continue filling the tank with water until the tank is 9/10 full and, if applicable, add the required amount of tank mix partner.
- 5) Complete filling the spray tank with water, maintaining agitation during mixing and spraying operations.
- 6) Use nozzle screens no finer than 50 mesh. Keep by-pass line on or near the bottom of the tank to minimize foaming.

Aerial Application - Mixing and Spraying Instructions

- 1) Spray equipment should be thoroughly flushed with clean water before mixing MODO Fungicide.

- 2) Fill premix tank 1/2 full with clean water. Engage gentle agitation.
- 3) Add the required amount of MODO Fungicide and agitate thoroughly.
- 4) Continue filling the tank with water until the tank is 9/10 full and, if applicable, add the required amount of tank mix partner.
- 5) Complete filling the premix tank with water.
- 6) Maintain gentle agitation during mixing.
- 7) Transfer the premix contents into the aircraft spray tank.
- 8) Maintain sufficient agitation during the mixing and spraying operation to ensure MODO Fungicide remains in suspension.
- 9) Use nozzle screens no finer than 50 mesh. Keep by-pass line on or near the bottom of the tank to minimize foaming.

Apply only by fixed-wing or rotary aircraft equipment which has been functionally and operationally calibrated for the atmospheric conditions of the area and the application rates and conditions of this label. Label rates, conditions and precautions are product specific. Read and understand the entire label before opening this product. Apply only at the rate recommended for aerial application on this label. Where no rate for aerial application appears for a specific use, this product cannot be applied by any type of aerial equipment. Ensure uniform application. To avoid streaked, uneven or overlapped application, use appropriate marking devices.

AERIAL APPLICATION USE PRECAUTIONS:

Apply only when meteorological conditions at the treatment site allow for complete and even crop coverage. Apply only under conditions of good practice specific to aerial application as outlined in the *National Aerial Pesticide Application Manual*, developed by the Federal/ Provincial/Territorial Committee on Pest Management and Pesticides.

Do not apply to any body of water. Avoid drifting of spray onto any body of water or other non- target areas. Specified buffer zones should be observed.

Coarse sprays are less likely to drift; therefore, avoid combinations of pressure and nozzle type that will result in fine particles (mist). Do not apply during periods of dead calm or when wind velocity and direction pose a risk of spray drift. Do not spray when the wind is blowing towards a nearby sensitive crop, garden, terrestrial habitat (such as a shelter-belt) or aquatic habitat.

AERIAL APPLICATION OPERATOR PRECAUTIONS:

Do not allow the pilot to mix chemicals to be loaded onto the aircraft. Loading of premixed chemicals with a closed system is permitted. It is desirable that the pilot have communication capabilities at each treatment site at the time of application. The field crew and the mixer/loaders must wear chemical resistant gloves, coveralls and goggles or face shield during mixing/loading, cleanup and repair. Follow the more stringent label precautions in cases where the operator precautions exceed the label recommendations on the ground application section. All personnel on the job site must wash hands and face thoroughly before eating and drinking. Protective clothing, aircraft cockpit and vehicle cabs must be decontaminated regularly.

Buffer zones:

Use of the following spray methods or equipment **DO NOT** require a buffer zone: hand-held or backpack sprayer and spot treatment.

The buffer zones specified in the table below are required between the point of direct application and the closest downwind edge of sensitive terrestrial habitats (such as grasslands, forested areas, shelter belts, woodlots, hedgerows, riparian areas and shrublands), sensitive freshwater habitats (such as lakes, rivers, sloughs, ponds, prairie potholes, creeks, marshes, streams, reservoirs and wetlands) and estuarine/marine habitats.

Method of application	Crop		Buffer Zones (metres) Required for the Protection of:				
			Freshwater Habitat of Depths:		Estuarine/Marine Habitats of Depths:		Terrestrial habitat
			Less than 1 m	Greater than 1 m	Less than 1 m	Greater than 1 m	
Field sprayer*	Beans, peas, soybeans, chickpeas, corn, wheat, oats, canary seed, canola, barley, rye, triticale, rutabagas, cranberries, strawberries, asparagus, Kentucky bluegrass, Western cedar		1	0	1	1	1
Airblast	Cherries	Early growth stage	5	0	10	3	10
		Late growth stage	2	0	4	2	4
	Blueberries, apricots, nectarines, peaches, plums, Saskatoon berries, blackberries, loganberries, raspberries, other berries	Early growth stage	4	0	5	2	5
		Late growth stage	2	0	3	1	3
Aerial	Beans, corn, oats, wheat,	Fixed wing	1	0	3	1	20

	barley, triticale (seed prod.), blueberries, Kentucky blue grass (seed prod.)	Rotary wing	1	0	1	1	20
--	---	-------------	---	---	---	---	----

*For field sprayer application, buffer zones can be reduced with the use of drift reducing spray shields. When using a spray boom fitted with a full shield (shroud, curtain) that extends to the crop canopy, the labelled buffer zone can be reduced by 70%. When using a spray boom where individual nozzles are fitted with cone-shaped shields that are no more than 30 cm above the crop canopy, the labelled buffer zone can be reduced by 30%.

When tank mixes are permitted, consult the labels of the tank-mix partners and observe the largest (most restrictive) spray buffer zone of the products involved in the tank mixture and apply using the coarsest spray (ASAE) category indicated on the labels for those tank mix partners.

PRODUCT SPECIFIC PRECAUTIONS:

Read and understand the entire label before opening this product. If you have questions, call AgraCity Crop & Nutrition Ltd at 1-844-269-3276 or obtain technical advice from the distributor or your provincial agricultural representative.









Fertilizer- Mixing and Spraying Instructions









If desired, small amounts of nitrogen may be applied with MODO Fungicide. The appropriate amount of urea can be dissolved in water and added to the spray tank before adding MODO Fungicide. The rate of actual nitrogen must not exceed 10 kg/ha.

CAUTION: Excessive nitrogen concentrations may injure the crop.

NOTE: DO NOT add nitrogen when tank-mixing MODO Fungicide with a herbicide.

**WHEAT, BARLEY, OATS CEREAL
GROWTH STAGES***

							
3 leaves unfolded 13	Main shoot and tiller 21	Main shoot and 4 tillers 24	Leaf sheath begins to lengthen 30	Pseudo stem erection 31	1st node detectable 32	2nd node detectable 37	Flag leaf just visible 37

							
Ligule of last leaf visible 39	Boots swollen 45	Ear just visible 51	Ear 1/2 emerged 55	Ear fully emerged 59	Flowering over at base of ear 69	Flowering over kernel watery ripe 71	Grain hard 91

WHEAT, BARLEY, OATS

INSTRUCTIONS FOR USE:

Apply MODO Fungicide at the very early stages of disease. This could occur anytime during tillering or stem elongation. Typically, an application from the beginning of stem elongation up to flag leaf emergence is required.

MODO Fungicide lasts about three weeks in the plant. If conditions favourable to disease continue after this length of time, another application will be necessary to maintain control. The second spray is usually applied at the time of head emergence. In most cases, this second application is essential to maintain control of the *Septoria* disease complex.

LAST APPLICATION MUST BE MADE PRIOR TO 45 DAYS BEFORE HARVEST (45 day PHI).

CROP/DISEASES	<u>W</u>HEAT: <i>Septoria</i> Leaf Spot and Glume Blotch, Powdery Mildew, Leaf and Stem Rust, Tan Spot, Stripe Rust SPRING BARLEY: Net Blotch, Spot Blotch, Scald, Powdery Mildew, <i>Septoria</i> Leaf Spot, Leaf and Stem Rust <u>O</u>ATS: <i>Septoria</i> Leaf Blotch, Crown Rust
RATE/HA	500 mL
EARLY Application	At the first sign of disease, usually at the beginning of stem elongation (G.S. 29-37).
LATER Application	Before head is half emerged (G.S. 49-55).
MAXIMUM NUMBER OF APPLICATIONS PER SEASON	2

HERBICIDE TANK-MIXING - WHEAT & BARLEY:

MODO Fungicide can be tank-mixed with ONLY ONE of these herbicides:

2, 4-D Amine

MCPA Amine

Buctril® M

Pardner®

Mextrol® 450

Approve®

MPOWER AURORA CLODINAFOF Herbicide (Wheat Only)

BROADBAND® Herbicide (Spring Wheat (excluding durum) and Barley) (FOR USE IN THE PRAIRIE PROVINCES AND INTERIOR OF BRITISH COLUMBIA ONLY)

Tank-mixing Precautions:

1. DO NOT tank-mix MODO Fungicide with herbicides for application onto Oats.
2. Weeds and crops must be at the correct stage of growth as specified in both the MODO Fungicide label and the tank mix partner label.
3. 2, 4-D and MCPA formulations may be applied either by ground application or aerial application; tank-mixtures of MODO Fungicide and Buctril M, Mextrol 450, Approve, or Pardner Herbicide can only be applied by ground application.
4. Consult the label of the herbicide partner for a list of weeds controlled, directions for use and precautions.
5. When tank mixing, adhere to the most restrictive label limitations and precautions.
6. Compatibility should always be confirmed by premixing small proportional quantities of water, MODO Fungicide, and the tank-mix partner in advance.

NOTE:

- DO NOT graze animals on treated green crops within three days of application of MODO Fungicide.
- DO NOT feed straw from crops treated with herbicide tank mixes to livestock.

HERBICIDE TANK-MIXING – WHEAT ONLY:

FOR USE ONLY IN THE PRAIRIE AND INTERIOR OF BRITISH COLUMBIA.

MODO Fungicide can be tank-mixed with MPOWER AURORA® CLODINAFOP Herbicide for disease and grassy weed control.

Tank-mixing Precautions:

- 1) DO NOT apply using aerial application equipment.
- 2) Consult the label of MPOWER AURORA CLODINAFOP Herbicide for a list of weeds controlled, directions for use and precautions.
- 3) Apply prior to emergence of the 4th tiller (herbicide timing).

TIMOTHY - FOR SALE FOR USE IN THE PRAIRIE PROVINCES ONLY**INSTRUCTIONS FOR USE:**

Apply MODO Fungicide at the very early stages of disease. If conditions favourable to disease continue after this length of time, another application will be necessary to maintain control. DO NOT APPLY USING AERIAL APPLICATION EQUIPMENT. LAST APPLICATION MUST BE MADE PRIOR TO 14 DAYS BEFORE HARVEST (14 day PHI).

DISEASE	Purple eyespot
RATE/HA	500 mL
EARLY Application	At the first sign of disease, usually at the beginning of flowering (G.S. 59-61).
LATER Application	Full flowering (G.S. 65-73).
Minimum Interval between Applications	14 days
Maximal Seasonal Application Rate	2 applications at 500 mL/ha (1.0 L/ha in a season).

CANOLA

INSTRUCTIONS FOR USE:

MODO Fungicide will control blackleg and enhance yield potential during the early stages of canola growth. The disease may reappear later in the season, but with minimal effect on yield.
LAST APPLICATION MUST BE MADE PRIOR TO 60 DAYS BEFORE HARVEST (60 day PHI).

DISEASES	RATE/HA	REMARKS/TIMING		
		<u>Apply during the rosette stage:</u> between 2 nd 2 true leaf and bolting.		
Blackleg	500 mL	Seedling	Rosette	Bud (Bolted)
		Stage 1	Stage 2	Stage 3

TANK-MIXING – SEED CORN, FIELD CORN and SWEET CORN:

MODO Fungicide can be tank-mixed with ONLY ONE of the following partners: MATADOR® 120EC Insecticide
WARRIOR® Insecticide
Ripcord®

Tank-mixing Precautions:

1. DO NOT APPLY THE TANK MIX WITH WARRIOR INSECTICIDE BY AERIAL APPLICATION EQUIPMENT.
2. The tank mix of MODO Fungicide + MATADOR 120EC Insecticide or MODO Fungicide + Ripcord can be applied by air and ground. Use 40 L of water per hectare when applying by air.
3. Insects and crops must be at the correct stage as specified on the MODO Fungicide as well as MATADOR 120EC, WARRIOR Insecticide and Ripcord (PCP 15738) labels. Follow the directions for use and precautions on all labels.
4. DO NOT apply within 14 days of harvest (14 day PHI) when using these tank-mixes on field and sweet corn.
5. Compatibility should always be confirmed by premixing small proportional quantities of water, MODO Fungicide, and the tank-mix partner in advance.

TANK MIXES

SEED CORN	
DISEASES	Rusts
RATE/HA MODO FUNGICIDE Fungicide alone	500 mL
RATE/HA Tank Mix partner	+83mL MATADOR Insecticide or 83 mL WARRIOR Insecticide or 175 mL Ripcord
REMARKS	Apply 500 mL/ha of MODO Fungicide when rust pustules first appear. Under severe disease pressure, make a second application 14 days after. Under severe disease pressure, make a third application 14 days after. DO NOT apply the tank mix with WARRIOR Insecticide by aerial application equipment.
DISEASES	Northern Corn Leaf Blight Southern Corn Leaf Blight Helminthosporium Leaf Spot
RATE/HA MODO FUNGICIDE Fungicide alone	250 - 500 mL
RATE/HA Tank Mix partner	+ 83 mL MATADOR Insecticide or 83 mL WARRIOR Insecticide or 175 mL Ripcord
REMARKS	Apply 250 - 500 mL/ha of MODO Fungicide when disease first appears. Use the 250 mL rate if disease pressure is low. DO NOT apply the tank mix with WARRIOR Insecticide by aerial application equipment.
DISEASES	Eye Spot Grey Leaf Spot
RATE/HA MODO FUNGICIDE	500 mL
RATE/HA Tank Mix partner	+ 83 mL MATADOR Insecticide or 83 mL WARRIOR Insecticide or 175 mL Ripcord
REMARKS	Apply 500 mL of MODO Fungicide per hectare when disease first appears. DO NOT apply the tank mix with WARRIOR Insecticide by aerial application equipment.

FIELD CORN and SWEET CORN

DISEASES	Rusts
RATE/HA MODO FUNGICIDE Fungicide alone	500 mL
RATE/HA Tank Mix partner	+ 83 mL MATADOR Insecticide or 83 mL WARRIOR Insecticide or 175 mL Ripcord
REMARKS	Apply 500 mL/ha of MODO Fungicide when rust pustules first appear. Under severe disease pressure, make a second application 14 days after. DO NOT apply the tank mix with WARRIOR Insecticide by aerial application equipment.
DISEASES	Northern Corn Leaf Blight Southern Corn Leaf Blight Helminthosporium Leaf Spot
RATE/HA MODO FUNGICIDE	250 - 500 mL
RATE/HA Tank Mix partner	+ 83 mL MATADOR Insecticide or 83 mL WARRIOR Insecticide or 175 mL Ripcord
REMARKS	Apply 250 - 500 mL/ha of MODO Fungicide when disease first appears. Use the 250 mL rate if disease pressure is low. DO NOT apply the tank mix with WARRIOR Insecticide by aerial application equipment.
DISEASES	Eye Spot Grey Leaf Spot
RATE/HA MODO FUNGICIDE	500 mL
RATE/HA Tank Mix partner	+ 83 mL MATADOR Insecticide or 83 mL WARRIOR Insecticide or 175 mL Ripcord
REMARKS	Apply 500 mL of MODO Fungicide per hectare when disease first appears. DO NOT apply the tank mix with WARRIOR Insecticide by aerial application equipment.

LEGUME VEGETABLES (Crop Group 6) INCLUDING SOYBEANS

Soybeans

Edible-podded legume vegetables - Any succulent cultivar of edible podded bean (*Phaseolus* spp.) and any succulent cultivar of edible-podded pea (*Pisum* spp.): Bean (*Phaseolus* spp.) (includes runner bean, snap bean, and wax bean); bean (*Vigna* spp.) (includes asparagus bean, Chinese longbean, moth bean, yardlong bean); jackbean; pea (*Pisum* spp.) (includes dwarf pea, edible-podded pea, snow pea, sugar snap pea); pigeon pea; soybean (immature seed); and sword bean.

Succulent shelled pea and bean - Any succulent shelled cultivar of bean (*Phaseolus* spp.) and garden pea (*Pisum* spp.): Bean (*Phaseolus* spp.) (includes lima bean, green bean); broad bean (succulent); bean (*Vigna* spp.) (includes black-eyed pea, cowpea, southern pea); pea (*Pisum* spp.) (includes English pea, garden pea, green pea); and pigeon pea.

Dried shelled pea and bean - Any dried cultivar of bean (*Phaseolus* spp.) and dried cultivar of pea (*Pisum* spp.): Dried cultivars of bean (*Lupinus* spp.) (includes grain lupin, sweet lupin, white lupin, and sweet white lupin); (*Vigna* spp.) (includes adzuki beans); (*Phaseolus* spp.) (includes field bean, kidney bean, lima bean (dry), navy bean, pinto bean, tepary bean, mung bean, rice bean, southern bean, urd bean); broad bean (dry); chickpea; guar; lablab bean; lentil; pea (*Pisum* spp.) (includes field pea); and pigeon pea.

LEGUME VEGETABLES (Crop Group 6) INCLUDING SOYBEANS	
DISEASE	Asian (Soybean) Rust (<i>Phakopsora pachyrhizi</i>)
CROPS	All Crop Group 6 legume vegetables listed above, and soybean
RATE/HA	500 – 756 mL
REMARKS	<p>For control of Asian Rust, apply the lower rate under conditions of low disease pressures.</p> <p>Make first application at the R2 to R3 developmental stage, or when there is 5% disease level in the field, followed by a second application 14 days after the first, if environmental conditions are favourable for disease development.</p> <p>APPLY A MAXIMUM OF 2 APPLICATIONS PER SEASON OF MODO FUNGICIDE. DO NOT apply within 30 days of harvest (30 day PHI) for crop subgroup 6C (dry legume vegetables) and soybeans. DO NOT apply within 15 days of harvest (15 day PHI) for crop subgroup 6A (edible podded legume vegetables) and 6B (succulent shelled legume vegetables).</p>
DISEASE	Powdery Mildew (<i>Microsphaera diffusa</i> , <i>Erysiphe pisi</i> , <i>E. polygoni</i>)
CROPS	All Crop Group 6 legume vegetables listed above, and soybean
RATE/HA	500 mL
REMARKS	<p>Make first application at the R2 to R3 developmental stage, or when there is 5% disease level in the field, followed by a second application 14 days after the first, if environmental conditions are favourable for disease development.</p> <p>APPLY A MAXIMUM OF 2 APPLICATIONS PER SEASON OF MODO FUNGICIDE. DO NOT apply within 30 days of harvest (30 day PHI) for crop subgroup 6C (dry legume vegetables) and soybeans. DO NOT apply within 15 days of harvest (15 day PHI) for crop subgroup 6A (edible podded legume vegetables) and 6B (succulent shelled legume vegetables).</p>
DISEASE	Cercospora Leaf Spot (<i>Cercospora kikuchi</i>)
CROPS	Soybean only
RATE/HA	500 mL
REMARKS	<p>Make first application at the R2 to R3 developmental stage, or when there is 5% disease level in the field, followed by a second application 14 days after the first, if environmental conditions are favourable for disease development.</p> <p>APPLY A MAXIMUM OF 2 APPLICATIONS PER SEASON OF MODO FUNGICIDE. DO NOT apply within 30 days of harvest (30 day PHI) for crop subgroup 6C (dry legume vegetables) and soybeans. DO NOT apply within 15 days of harvest (15 day PHI) for crop subgroup 6A (edible podded legume vegetables) and 6B (succulent shelled legume vegetables).</p>

TANK MIX - MODO FUNGICIDE with QUADRIS® Flowable or QUASI Fungicide

LEGUME VEGETABLES (Crop Group 6) INCLUDING SOYBEANS	
DISEASE	Asian (Soybean) Rust (<i>Phakopsora pachyrhizi</i>)
CROPS	All Crop Group 6A, B, C legume vegetables listed above, and soybeans
RATE/HA	0.5 - 0.75 L/ha of MODO Fungicide + 0.3 - 0.45 L/ha of QUADRIS Flowable or QUASI Fungicide
REMARKS	Make the first application at the first sign of disease. Apply the high rate only under conditions of high disease pressures. A second application at 14 days interval may be needed if conditions persist. It is important to protect the developing pod of soybean and podded legume vegetables. Good spray coverage and canopy penetration are important for best results. Apply in a minimum of 45 L of water per hectare.
<p>Restrictions: DO NOT APPLY MORE THAN 2 APPLICATIONS OF MODO FUNGICIDE PER SEASON. DO NOT APPLY MORE THAN 2 APPLICATIONS OF QUADRIS FLOWABLE or QUASI FUNGICIDE PER SEASON. DO NOT apply within 30 days of harvest (30 day PHI) for crop subgroup 6C (dry legume vegetables) and soybeans. DO NOT apply within 15 days of harvest (15 day PHI) for crop subgroup 6A (edible podded legume vegetables) and 6B (succulent shelled legume vegetables). DO NOT make more than one application to soybean hay and dry pea hay. DO NOT apply within 14 days of harvest (14 day PHI) of soybean hay and dry pea hay. DO NOT feed dried pea vines to livestock. Not all members of the legume vegetable group have been tested for efficacy and phytotoxicity at the recommended label rates and this tank mix should be used at the discretion of the user. The tank mix of MODO Fungicide plus QUADRIS Flowable or QUASI Fungicide may be applied by air or ground application equipment.</p>	

TANK MIX - MODO FUNGICIDE with MATADOR 120EC Insecticide or WARRIOR Insecticide

LEGUME VEGETABLES (Crop Group 6) INCLUDING SOYBEANS
<p>MODO Fungicide can be tank mixed with MATADOR 120EC Insecticide or WARRIOR Insecticide for foliar disease and insect control. Apply MODO Fungicide at a rate of 250 - 756 mL/ha in a tank mix with MATADOR 120EC Insecticide or WARRIOR Insecticide at a rate of 83 - 233 mL/ha for control of soybean aphid on soybean and at a rate of 83 mL/ha for the rest of the crops in Crop Group 6. Refer to both the MODO Fungicide, MATADOR 120EC Insecticide, and WARRIOR Insecticide labels for diseases and insects controlled, specific application instructions, and precautions. Pests and crops must be at the correct stage as specified on the MODO Fungicide, MATADOR 120EC Insecticide, or WARRIOR Insecticide labels. DO NOT apply more than 2 applications per season of this tank mix. DO NOT apply within 30 days of harvest (30 day PHI) for crop subgroup 6C (dry legume vegetables) and soybeans. DO NOT apply within 15 days of harvest (15 day PHI) for crop subgroup 6A (edible podded legume vegetables) and 6B (succulent shelled legume vegetables). DO NOT graze or harvest treated forage, straw or hay for livestock feed. Not all members of the legume vegetable group have been tested for efficacy and phytotoxicity at the recommended label rates, and should be used at the discretion of the user. This tank mix can be applied by ground application equipment only. DO NOT APPLY THE TANK MIX WITH MATADOR 120EC Insecticide or WARRIOR Insecticide BY AERIAL APPLICATION EQUIPMENT.</p>

RUTABAGAS

DISEASE	Powdery Mildew, Blackleg (<i>Leptosphaeria maculans</i>)- suppression only
RATE/HA	400 mL
REMARKS	Make two applications per season; the first 50 days after planting and the second 20 days later. Apply to vegetative foliage. Use 200 L of water per hectare. LAST APPLICATION MUST BE MADE PRIOR TO 21 DAYS BEFORE HARVEST (21 day PHI). Do not graze livestock on treated crop.

WESTERN RED CEDAR

DISEASE	Keithia Foliar Blight
RATE/HA	500 mL
REMARKS	Apply, using ground application equipment, every four weeks. Make a maximum of 6 applications per year. Apply in a volume of 1000 L of water per hectare. Do not graze livestock on treated crop.

HIGHBUSH BLUEBERRY

DISEASE	Mummyberry (<i>Monilinia vaccinii-corymbosi</i>)
RATE/HA	500 mL
REMARKS	Apply first application at or near flower bud swelling; make a second application at leaf bud swelling. Apply by ground only, making no more than two applications per year. In BC only, apply by ground, a third application at pink bloom and a fourth application 7 to 10 days later at early bloom, making no more than 4 applications per year. Use a minimum of 200 L of water per hectare. LAST APPLICATION MUST BE MADE PRIOR TO 60 DAYS BEFORE HARVEST (60 day PHI). Do not graze livestock on treated crop.

LOWBUSH BLUEBERRY

DISEASE	Monilinia Blight
RATE/HA	500 mL
REMARKS	Apply first application when flower bud scales first appear and make a second application 10 days later. Use ground application or aerial application equipment, making no more than two applications per year. Use a minimum of 200 L of water per hectare if applying by ground equipment; use 40-50 L of water per hectare if applying by air. LAST APPLICATION MUST BE MADE PRIOR TO 60 DAYS BEFORE HARVEST (60 day PHI). Do not graze livestock on treated crop.

CRANBERRY	
DISEASE	Cottonball (<i>Monilinia oxycocci</i>)
RATE/HA	500 mL
REMARKS	Apply the first application at leaf bud break. Make a second application 10 -14 days later, a third application at early bloom, and a fourth application 10 - 14 days after the third application. Make no more than four applications per year. LAST APPLICATION MUST BE MADE PRIOR TO 45 DAYS BEFORE HARVEST (45 day PHI). Do not graze livestock on treated crop.

SASKATOON BERRY	
DISEASE	Entomosporium Leaf and Berry Spot and Saskatoon Juniper Rust
RATE/HA	500 mL
REMARKS	As a foliar spray, apply up to three applications per season. The first application to occur at “white tip”, the second application at “petal fall”, and the third application at “green fruit”. Use a minimum of 200 L of water per hectare by ground, applying to runoff. LAST APPLICATION MUST BE MADE PRIOR TO 38 DAYS BEFORE HARVEST (38 day PHI). Do not graze livestock on treated crop.

PEACHES, NECTARINES, PLUMS, SWEET & SOUR CHERRIES, APRICOTS	
DISEASE	Brown Rot, Blossom Blight
RATE/HA	500 mL
REMARKS	Apply 500 mL of MODO FUNGICIDE in 500 L of water per hectare. Make 1st application at early bloom with a 2nd application at 50 - 75% bloom. If disease conditions persist, make a 3rd application at petal fall. Do not graze livestock on treated crop.
DISEASE	Fruit Brown Rot
RATE/HA	500 mL
REMARKS	Apply no more than 2 applications in the 3 weeks prior to harvest. Apply 500 mL of product in 500 L of water per hectare. Do not graze livestock on treated crop.
DISEASE	Suppression of Black Knot (Plums and Sour Cherries ONLY)
RATE/HA	500 mL
REMARKS	Apply 500 mL of MODO FUNGICIDE in a minimum of 500 L of water per hectare by ground. Make 1st application at early bloom with 2nd application at 50 - 75% bloom. If disease conditions persist, make 3rd application at petal fall. Do not graze livestock on treated crop.

PEACHES, NECTARINES, PLUMS, SWEET & SOUR CHERRIES, APRICOTS

DO NOT APPLY WITHIN 3 DAYS OF HARVEST (3 day PHI). DO NOT REENTER TREATED AREAS WITHIN 3 DAYS OF APPLICATION (3 day REI). IF REQUIRED, INDIVIDUALS MAY REENTER TREATED AREAS WITHIN 3 DAYS OF APPLICATION FOR SHORT TERM TASKS WHICH DO NOT REQUIRE HAND LABOUR IF AT LEAST 4 HOURS HAS PASSED SINCE APPLICATION AND PROVIDED LONG PANTS, LONG SLEEVED SHIRTS, AND CHEMICAL RESISTANT GLOVES ARE WORN.

FOR SOUR CHERRIES:

- a) It is recommended that no more than 2 consecutive applications of MODO FUNGICIDE be made before switching to another fungicide with a different mode of action according to disease management practices.
- b) Apply a MAXIMUM of 5 APPLICATIONS PER SEASON of MODO FUNGICIDE.

KENTUCKY BLUEGRASS for SEED PRODUCTION

DISEASE	Powdery Mildew
RATE/HA	500 mL
REMARKS	Apply as a foliar spray. Make no more than 2 applications per crop year with the first application at pre-heading and the second at 50 - 100% heading. Apply in 200 - 300 L/ha of water by ground or 40 - 50 L/ha of water by air. Do not graze livestock on treated crop.

ASPARAGUS

DISEASE	Rust (<i>Puccinia asparagi</i>)
RATE/HA	250 mL
REMARKS	Apply MODO FUNGICIDE to asparagus ferns in Ontario and Quebec only. Once harvest is complete, make the first application of MODO FUNGICIDE as soon as fern growth begins, followed by applications at 14 - 21 day intervals. For new, non-harvested plantings, apply MODO FUNGICIDE when first sign of rust is visible, followed by applications at 14 - 21 day intervals. Apply by ground only, making no more than three applications per year. Use a minimum of 370 L of water per hectare. LAST APPLICATION MUST BE MADE PRIOR TO 8 MONTHS BEFORE HARVEST (8 month PHI). Do not graze livestock on treated crop.

The DIRECTIONS FOR USE for the uses described in this section of the label were developed by persons other than AgraCity Crop & Nutrition Ltd. under the User Requested Minor Use Label Expansion program. For these uses, AgraCity Crop & Nutrition Ltd. has not fully assessed performance (efficacy) and/or crop tolerance (phytotoxicity) under all environmental conditions or for all crop varieties when used in accordance with the label. The user should test the product on a small area first, under local conditions and using standard practices, to confirm the product is suitable for widespread application.

SOYBEANS GROWN FOR SEED (Minor Use)

DISEASES	Frogeye Leaf Spot (<i>Cercospora</i> spp.) Aerial Web Blight (<i>Rhizoctonia solani</i>)
-----------------	--

RATE/HA	500 - 760 mL
----------------	--------------

REMARKS	Apply using ground application equipment only, when disease first appears. Under severe disease pressure, make a second application 14 days after the first application. DO NOT harvest soybeans within 30 days of the last application (30 day PHI). For use only on soybeans grown for seed. Harvested soybean seed should not be used for human food or animal feed.
----------------	---

CANARY SEED (Minor Use)

DISEASE	Septoria Leaf Mottle
RATE/HA	500 mL
REMARKS	For the suppression of Septoria leaf mottle. Make one application at emergence of flag leaf. Ground application only. Apply in 200 L water/ha.

DRY EDIBLE BEANS (Minor Use)

DISEASE	Rust
RATE/HA	500 mL
REMARKS	Apply 500 mL of MODO FUNGICIDE in minimum of 200 L water/ha by ground application or in 40 - 50 L water/ha by aerial application at the first detection of disease in the field and a second application 14 to 21 days later. APPLY A MAXIMUM OF 2 APPLICATIONS PER SEASON OF MODO FUNGICIDE TO DRY EDIBLE BEANS. DO NOT APPLY WITHIN 28 DAYS OF HARVEST (28 day PHI).

SWEET AND SOUR CHERRIES (Minor Use)

DISEASE	Cherry Leaf Spot (<i>Blumeriella jaapii</i>)
RATE/HA	500 mL
REMARKS	Maximum of three applications per season. Ground application by air blast sprayer. Retreatment interval 7 - 10 days. DO NOT apply within 3 days of harvest (3 day PHI). It is recommended that no more than 2 consecutive applications of MODO FUNGICIDE be made before switching to another fungicide with a different mode of action according to disease management practices. Do not graze livestock on treated crop.

CANEBERRIES (Crop Group 13A; cultivars and/or varieties of red and black raspberry, loganberry, and blackberry) (Minor Use)

DISEASE	Yellow Rust
RATE/HA	500 mL
REMARKS	Apply 500 mL product per hectare in 500 L water by ground application at first detection of disease in the field and then 14 days later. Apply a maximum of two applications per season. DO NOT apply within 30 days of harvest (30 day PHI). Do not graze livestock on treated crop.

STRAWBERRIES (Minor Use)

DISEASE	Common Leaf Spot (<i>Mycosphaerella fragariae</i>)
RATE/HA	500 mL
REMARKS	Apply 500 mL of MODO FUNGICIDE per hectare by ground in enough water to ensure thorough coverage. Make first application when disease levels are no more than 5%. Apply at 10 day intervals for control of leaf spot. It is recommended that no more than 2 consecutive applications of MODO FUNGICIDE be made before switching to another fungicide with a different mode of action, according to disease management practices. APPLY A MAXIMUM OF 4 APPLICATIONS PER SEASON OF MODO FUNGICIDE TO STRAWBERRIES. DO NOT APPLY WITHIN 1 DAY OF HARVEST (1 day PHI). Do not graze livestock on treated crop.

RESISTANCE MANAGEMENT RECOMMENDATIONS

For resistance management, please note that MODO Fungicide contains a Group 3 fungicide. Any fungal population may contain individuals naturally resistant to MODO Fungicide and other Group 3 fungicides. A gradual or total loss of pest control may occur over time if these fungicides are used repeatedly in the same fields. Other resistance mechanisms that are not linked to site of action but specific for individual chemicals, such as enhanced metabolism, may also exist. Appropriate resistance management strategies should be followed.

To delay fungicide resistance:

Where possible, rotate the use of MODO Fungicide or other Group 3 fungicides with different groups that control the same pathogens.

Use tank mixtures with fungicide/bactericides from a different group that is effective on the target pathogen when such use is permitted.

Avoid application of more than the maximum number listed in the label and consecutive sprays of MODO Fungicide or other fungicides in the same group in a season. Use tank mixtures with fungicides from a different group when such use is permitted.

Fungicide/bactericide use should be based on an integrated disease management program that includes scouting, historical information related to pesticide use and crop rotation and considers host plant resistance, impact of environmental conditions on disease development, disease thresholds, as well as cultural, biological and other chemical control practices.

Where possible, make use of predictive disease models to effectively time fungicide/bactericide applications.

Monitor treated fungal/bacterial populations for resistance development. Notify AgraCity Crop & Nutrition Ltd if reduced sensitivity of the pathogen to MODO Fungicide is suspected.

If disease continues to progress after treatment with this product, do not increase the use rate. Discontinue use of this product, and switch to another fungicide with a different site of action, if available.

Contact your local extension specialist or certified crop advisors for any additional pesticide resistance-management and/or IPM recommendations for specific crops and pathogens.

For further information or to report suspected resistance, Contact AgraCity Crop & Nutrition at 1-844-269-3276 or at www.AgraCity.com.

AURORA® is a trademark of AgraCity Crop & Nutrition Ltd or its affiliates.

All other products mentioned are trademarks of their respective holders.

