

2020-2936
2020-11-20

GROUP	3	FUNGICIDE
-------	----------	-----------

TILT® 250E

FUNGICIDE

COMMERCIAL

Emulsifiable Concentrate for disease control or suppression in Peaches, Nectarines, Plums, Sweet Cherries, Sour Cherries, Apricots, Highbush and Lowbush Blueberries, Saskatoon Berries, Cranberries, Caneberries, Rutabagas, Asparagus, Sugar Beets, Western Red Cedar, Kentucky Bluegrass Grown for Seed, Strawberries and Garden Beets.

Broad-spectrum disease control or suppression in Wheat, Barley, Oats, Canola, Corn, Legume Vegetables including Soybeans and for the suppression of Septoria Leaf Mottle on Canaryseed.

FOR SALE FOR USE ON TIMOTHY HAY IN THE PRAIRIE PROVINCES ONLY.

ACTIVE INGREDIENT:

Propiconazole..... 250 g/L

READ THE LABEL AND ATTACHED BOOKLET BEFORE USING



**POISON
DANGER: EYE AND SKIN IRRITANT
POTENTIAL SKIN SENSITIZER**

REGISTRATION NO.: **19346**
PEST CONTROL PRODUCTS ACT

NET CONTENTS: **1 L to 1000 L**

Syngenta Canada Inc.
140 Research Lane, Research Park
Guelph, ON N1G 4Z3
Telephone: 1-877-964-3682

Label

NOTICE TO USER

This pest control product is to be used only in accordance with the directions on the label. It is an offence under the *Pest Control Products Act* to use this product in a way that is inconsistent with the directions on the label.

FIRST AID

IF POISONING IS SUSPECTED, contact a physician or a poison control centre **IMMEDIATELY**. Take container, label or product name and Pest Control Product Registration Number with you when seeking medical attention.

IF SWALLOWED, call a poison control centre or doctor **IMMEDIATELY** for treatment advice. Do not induce vomiting unless told to do so by a poison control centre or doctor. Do not give **any** liquid to the person. Do not give anything by mouth to an unconscious person.

IF ON SKIN OR CLOTHING, take off contaminated clothing. Rinse skin **IMMEDIATELY** with plenty of water for 15–20 minutes. Call a poison control centre or doctor for treatment advice.

IF INHALED, move person to fresh air. If person is not breathing, call 911 or an ambulance, then give artificial respiration, preferably by mouth-to-mouth, if possible. Call a poison control centre or doctor for further treatment advice.

IF IN EYES, hold eye open and rinse slowly and gently with water for 15–20 minutes. Remove contact lenses, if present, after the first 5 minutes, then continue rinsing eye. Call a poison control centre or doctor for treatment advice.

TOXICOLOGICAL INFORMATION

There is no specific antidote for this product. Apply symptomatic therapy. This product contains petroleum distillates. Vomiting may cause aspiration pneumonia.

PRECAUTIONS

KEEP OUT OF THE REACH OF CHILDREN. Severely irritating to the eye. Causes skin irritation. **DO NOT** get in eyes or on skin. Harmful if inhaled. Avoid breathing spray mist or vapours. This product may cause skin sensitization reactions in certain individuals.

Wear coveralls over long-sleeved shirt and long pants, chemical resistant gloves, socks and chemical resistant footwear during mixing, loading, application, clean up and repair. Gloves are not required during application within a closed cab or cockpit. Wear a protective face shield when handling the concentrated product. The wearing of neoprene gloves by pilots when entering the aircraft is essential. Mechanical flagging devices must be used. **DO NOT** eat, drink or smoke during work; wash hands and face thoroughly before doing so. Immediately wash off accidental splashes of the concentrate or spray mixture from skin, clothing and out of eyes. After work, change clothing and wash entire body thoroughly. Wash contaminated working clothes separately from other laundry before reuse.

DO NOT contaminate food or feed.

DO NOT allow entry into treated area for 12 hours following application (12 hr REI). See the **DIRECTIONS FOR USE** section for crop specific restricted entry intervals.

Apply to agricultural crops only when there is low risk of drift to areas of human habitation or activity such as houses, cottages, schools and recreational areas. Take into consideration wind speed, wind direction, temperature inversions, application equipment and sprayer settings.

If this pest control product is to be used on a commodity that may be exported to other countries in the world and you require information on acceptable residue levels in these countries, please contact Syngenta Canada Inc. at 1-87-SYNGENTA / 1-877-964-3682.

ENVIRONMENTAL PRECAUTIONS

Toxic to aquatic organisms and non-target terrestrial plants. This pesticide is toxic to fish. DO NOT spray any body of water by direct application, drift or by cleaning and rinsing spray equipment. This product contains a petroleum distillate which is moderately to highly toxic to aquatic organisms. Avoid contamination of aquatic systems during application. DO NOT contaminate these systems through direct application, disposal of waste or cleaning of equipment.

The use of this chemical may result in contamination of groundwater particularly in areas where soils are permeable (e.g. sandy soil) and/or the depth to the water table is shallow.

To reduce runoff from treated areas into aquatic habitats avoid application to areas with a moderate to steep slope, compacted soil, or clay.

Avoid application when heavy rain is forecast.

Contamination of aquatic areas as a result of runoff may be reduced by including a vegetative strip between the treated area and the edge of the water body.

Toxic to certain beneficial insects. Minimize spray drift to reduce harmful effects on beneficial insects in habitats next to the application sites such as hedgerows and woodland.

STORAGE

To prevent contamination store this product away from food or feed.

DISPOSAL OF UNUSED, UNWANTED PRODUCT

For information on disposal of unused, unwanted product, contact the manufacturer or the provincial regulatory agency. Contact the manufacturer and the provincial regulatory agency in case of a spill, and for clean up of spills.

CONTAINER DISPOSAL OR REFILLING:

For recyclable containers:

DO NOT reuse this container for any purpose. This is a recyclable container, and is to be disposed of at a container collection site. Contact your local distributor/dealer or municipality for the location of the nearest collection site. Before taking the container to the collection site:

1. Triple- or pressure-rinse the empty container. Dispose of the rinsings in accordance with provincial requirements.
2. Make the empty, rinsed container unsuitable for further use.

If there is no container collection site in your area, dispose of the container in accordance with provincial requirements.

For refillable containers:

DO NOT reuse this container for any other purpose. For disposal, this container may be returned to the point of purchase (distributor/dealer). It must be refilled by the distributor/dealer with the same product.

For returnable containers:

DO NOT reuse this container for any other purpose. This empty container may be returned to the point of purchase (distributor/dealer) for disposal.

***IN CASE OF EMERGENCY INVOLVING A MAJOR SPILL, FIRE OR POISONING,
CALL 1-800-327-8633 (FASTMED)***

TILT® is a trademark of a Syngenta Group Company.

GROUP **3** FUNGICIDE

TILT® 250E

FUNGICIDE

COMMERCIAL

Emulsifiable Concentrate for disease control or suppression in Peaches, Nectarines, Plums, Sweet Cherries, Sour Cherries, Apricots, Highbush and Lowbush Blueberries, Saskatoon Berries, Cranberries, Caneberries, Rutabagas, Asparagus, Sugar Beets, Western Red Cedar, Kentucky Bluegrass Grown for Seed, Strawberries and Garden Beets.

Broad-spectrum disease control or suppression in Wheat, Barley, Oats, Canola, Corn, Legume Vegetables including Soybeans and for the suppression of Septoria Leaf Mottle on Canaryseed.

FOR SALE FOR USE ON TIMOTHY HAY IN THE PRAIRIE PROVINCES ONLY.

ACTIVE INGREDIENT:

Propiconazole..... 250 g/L

READ THE LABEL AND ATTACHED BOOKLET BEFORE USING



**POISON
DANGER: EYE AND SKIN IRRITANT
POTENTIAL SKIN SENSITIZER**

REGISTRATION NO.: **19346**
PEST CONTROL PRODUCTS ACT

Syngenta Canada Inc.
140 Research Lane, Research Park
Guelph, ON N1G 4Z3
Telephone: 1-877-964-3682

Pamphlet

NOTICE TO USER

This pest control product is to be used only in accordance with the directions on the label. It is an offence under the *Pest Control Products Act* to use this product in a way that is inconsistent with the directions on the label.

FIRST AID

IF POISONING IS SUSPECTED, contact a physician or a poison control centre **IMMEDIATELY**. Take container, label or product name and Pest Control Product Registration Number with you when seeking medical attention.

IF SWALLOWED, call a poison control centre or doctor **IMMEDIATELY** for treatment advice. Do not induce vomiting unless told to do so by a poison control centre or doctor. Do not give **any** liquid to the person. Do not give anything by mouth to an unconscious person.

IF ON SKIN OR CLOTHING, take off contaminated clothing. Rinse skin **IMMEDIATELY** with plenty of water for 15–20 minutes. Call a poison control centre or doctor for treatment advice.

IF INHALED, move person to fresh air. If person is not breathing, call 911 or an ambulance, then give artificial respiration, preferably by mouth-to-mouth, if possible. Call a poison control centre or doctor for further treatment advice.

IF IN EYES, hold eye open and rinse slowly and gently with water for 15–20 minutes. Remove contact lenses, if present, after the first 5 minutes, then continue rinsing eye. Call a poison control centre or doctor for treatment advice.

TOXICOLOGICAL INFORMATION

There is no specific antidote for this product. Apply symptomatic therapy. This product contains petroleum distillates. Vomiting may cause aspiration pneumonia.

PRECAUTIONS

KEEP OUT OF THE REACH OF CHILDREN. Severely irritating to the eye. Causes skin irritation. **DO NOT** get in eyes or on skin. Harmful if inhaled. Avoid breathing spray mist or vapours. This product may cause skin sensitization reactions in certain individuals.

Wear coveralls over long-sleeved shirt and long pants, chemical resistant gloves, socks and chemical resistant footwear during mixing, loading, application, clean up and repair. Gloves are not required during application within a closed cab or cockpit. Wear a protective face shield when handling the concentrated product. The wearing of neoprene gloves by pilots when entering the aircraft is essential. Mechanical flagging devices must be used. **DO NOT** eat, drink or smoke during work; wash hands and face thoroughly before doing so. Immediately wash off accidental splashes of the concentrate or spray mixture from skin, clothing and out of eyes. After work, change clothing and wash entire body thoroughly. Wash contaminated working clothes separately from other laundry before reuse.

DO NOT contaminate food or feed.

DO NOT allow entry into treated area for 12 hours following application (12 hr REI). See the **DIRECTIONS FOR USE** section for crop specific restricted entry intervals.

Apply to agricultural crops only when there is low risk of drift to areas of human habitation or activity such as houses, cottages, schools and recreational areas. Take into consideration wind speed, wind direction, temperature inversions, application equipment and sprayer settings.

If this pest control product is to be used on a commodity that may be exported to other countries in the world and you require information on acceptable residue levels in these countries, please contact Syngenta Canada Inc. at 1-87-SYNGENTA / 1-877-964-3682.

ENVIRONMENTAL PRECAUTIONS

Toxic to aquatic organisms and non-target terrestrial plants. This pesticide is toxic to fish. DO NOT spray any body of water by direct application, drift or by cleaning and rinsing spray equipment. This product contains a petroleum distillate which is moderately to highly toxic to aquatic organisms. Avoid contamination of aquatic systems during application. DO NOT contaminate these systems through direct application, disposal of waste or cleaning of equipment.

The use of this chemical may result in contamination of groundwater particularly in areas where soils are permeable (e.g. sandy soil) and/or the depth to the water table is shallow.

To reduce runoff from treated areas into aquatic habitats avoid application to areas with a moderate to steep slope, compacted soil, or clay.

Avoid application when heavy rain is forecast.

Contamination of aquatic areas as a result of runoff may be reduced by including a vegetative strip between the treated area and the edge of the water body.

Toxic to certain beneficial insects. Minimize spray drift to reduce harmful effects on beneficial insects in habitats next to the application sites such as hedgerows and woodland.

STORAGE

To prevent contamination store this product away from food or feed.

DISPOSAL OF UNUSED, UNWANTED PRODUCT

For information on disposal of unused, unwanted product, contact the manufacturer or the provincial regulatory agency. Contact the manufacturer and the provincial regulatory agency in case of a spill, and for clean up of spills.

CONTAINER DISPOSAL OR REFILLING:

For recyclable containers:

DO NOT reuse this container for any purpose. This is a recyclable container, and is to be disposed of at a container collection site. Contact your local distributor/dealer or municipality for the location of the nearest collection site. Before taking the container to the collection site:

1. Triple- or pressure-rinse the empty container. Dispose of the rinsings in accordance with provincial requirements.
2. Make the empty, rinsed container unsuitable for further use.

If there is no container collection site in your area, dispose of the container in accordance with provincial requirements.

For refillable containers:

DO NOT reuse this container for any other purpose. For disposal, this container may be returned to the point of purchase (distributor/dealer). It must be refilled by the distributor/dealer with the same product.

For returnable containers:

DO NOT reuse this container for any other purpose. This empty container may be returned to the point of purchase (distributor/dealer) for disposal.

***IN CASE OF EMERGENCY INVOLVING A MAJOR SPILL, FIRE OR POISONING,
CALL 1-800-327-8633 (FASTMED)***

DIRECTIONS FOR USE

DO NOT use in greenhouses.

A restricted entry interval (REI) of 1 day is required for workers hand-harvesting and detasseling treated corn.

A restricted entry interval (REI) of 5 days is required for workers hand-harvesting and pruning highbush blueberries.

As this product is not registered for the control of pests in aquatic systems, **DO NOT** use to control aquatic pests.

DO NOT contaminate irrigation or drinking water supplies or aquatic habitats by cleaning of equipment or disposal of wastes.

PRODUCT INFORMATION

TILT® 250E Fungicide is a broad spectrum systemic fungicide for control or suppression of a wide range of diseases on certain crops. TILT 250E Fungicide will protect the crop from yield and quality losses due to disease. TILT 250E Fungicide may be used in conjunction with higher seeding rates, higher fertilizer inputs, plant growth regulators and other fungicides as required.

(See "NOTE" under PRECAUTIONS)

Diseases Controlled:

CROP	DISEASES CONTROLLED OR SUPPRESSED
Barley, Spring	Net Blotch; Spot Blotch; Scald; Powdery Mildew; Septoria Leaf Spot; Leaf Rust; Stem Rust
Canary Seed	Septoria Leaf Mottle
Canola	Blackleg
Corn	Rusts; Northern Corn Leaf Blight; Southern Corn Leaf Blight; Helminthosporium Leaf Spot; Eye Spot; Grey Leaf Spot
Legume Vegetables including Soybeans	Rust (<i>Phakopsora</i> spp.); Cercospora Leaf Spot (<i>Cercospora</i> spp.); Powdery mildew (<i>Microsphaera</i> spp., <i>Erysiphe</i> spp.)
Oats	Septoria Leaf Blotch; Crown Rust
Soybeans grown for seed	Frogeye Leaf Spot (<i>Cercospora</i> spp.), Aerial Web Blight (<i>Rhizoctonia solani</i>)
Timothy ¹ :	Purple eyespot (<i>Cladosporium phlei</i>)
Wheat, Spring and Winter (including Hard Red, Durum, Canada Prairie, Soft White)	Septoria Leaf Spot; Septoria Glume Blotch; Powdery Mildew; Leaf and Stem Rust; Tan Spot; Stripe Rust, Fusarium Head Blight (<i>Fusarium graminearum</i>)*
Cranberries	Cottonball (<i>Monilinia oxycocci</i>)
Kentucky Bluegrass Grown for Seed	Powdery Mildew
Lowbush Blueberries	Monilinia Blight (Mummyberry)
Highbush Blueberries	Mummyberry (<i>Monilinia vaccinii-corymbosi</i>)
Rutabagas	Powdery Mildew and Blackleg (<i>Leptosphaeria maculans</i>)*
Saskatoon Berry	Entomosporium Leaf and Berry Spot and Saskatoon Juniper Rust
Stone Fruit (Apricots, Nectarines, Peaches, Plums, Sweet and Sour Cherries)	Brown Rot, Blossom Blight and Fruit Brown Rot, Cherry Leaf Spot (<i>Blumeriella jaapii</i> – sweet and sour cherries)
Plums and Sour Cherries	Black Knot (<i>Apiosporina morbosa</i>)*
Western Red Cedar	Keithia Foliar Blight
Asparagus	Rusts (<i>Puccinia asparagi</i>)
Sugar beets	Cercospora leaf spot (<i>Cercospora beticola</i>) and Powdery mildew (<i>Erysiphe polgoni</i>)
Sugar beets	Leaf spot and Powdery mildew
Caneberries	Yellow Rust (<i>Phragmidium rubi-idaei</i>) and Late Leaf Rust (<i>Pucciniastrum americanum</i>)
Strawberries	Common leaf spot (<i>Mycosphaerella fragariae</i>)
Garden Beets	Cercospora leaf spot

¹FOR SALE FOR USE ON TIMOTHY HAY IN THE PRAIRIE PROVINCES ONLY.

*Suppression only

Factors Affecting TILT 250E Fungicide Performance:

TILT 250E Fungicide should be applied as a preventative disease control measure. Established diseases are more difficult to control and may have already reduced crop vigour.

If rainfall occurs within one hour of application, reapplication is necessary.

ROTATIONAL CROP RESTRICTIONS

Please see the following table for the crop rotational restrictions:

Rotational Crops	Planting Time From Last Application of Propiconazole-containing Products
All crops with Propiconazole registered uses	0 days
All other crops Intended for Food and Feed	105 days

Field Sprayer Application:

DO NOT apply during periods of dead calm. Avoid application of this product when winds are gusty. **DO NOT** apply with spray droplets smaller than the American Society of Agricultural Engineers (ASAE) medium classification. Boom height must be 60 cm or less above the crop or ground.

Airblast application:

DO NOT apply during periods of dead calm. Avoid application of this product when winds are gusty. **DO NOT** direct spray above plants to be treated. Turn off outward pointing nozzles at row ends and outer rows. **DO NOT** apply when wind speed is greater than 16 km/h at the application site as measured outside of the treatment area on the upwind side.

Aerial Application:

DO NOT apply during periods of dead calm. Avoid application of this product when winds are gusty. **DO NOT** apply when wind speed is greater than 16 km/h at flying height at the site of application. **DO NOT** apply with spray droplets smaller than the American Society of Agricultural Engineers (ASAE) medium classification. To reduce drift caused by turbulent wingtip vortices, the nozzle distribution along the spray boom length **MUST NOT** exceed 65% of the wing- or rotor span. High humidity and low temperatures (10 - 20°C) allow for a better deposition of spray droplets.

Sprayer and Application Information:

The performance of this product depends on correct application. Follow the guidelines given below for optimal application of TILT 250E Fungicide.

Sprayer Information:

	FIELD SPRAYER APPLICATION	AERIAL APPLICATION
Spray Volume:	minimum 200 L water/ha	40 - 50 L water/ha
Nozzle Type:	110° drift reducing flat fan or air induction	ASABE medium rated
Droplet Size:	Medium Spray (300 microns VMD)	Medium Spray (300 microns VMD)
Nozzle Angle:	90° (straight down)	90° (straight down)
Boom Height:	40 - 50 cm above the crop canopy	2 - 3 m above the crop canopy

Field Sprayer Application - Mixing and Spraying Instructions

- 1) Spray equipment should be thoroughly flushed with clean water before mixing TILT 250E Fungicide.
- 2) Fill spray tank 1/2 full with clean water. Engage gentle agitation.
- 3) Add the required amount of TILT 250E Fungicide and agitate thoroughly.
- 4) Continue filling the tank with water until the tank is 9/10 full and, if applicable, add the required amount of tankmix partner.
- 5) Complete filling the spray tank with water, maintaining agitation during mixing and spraying operations.
- 6) Use nozzle screens no finer than 50 mesh. Keep by-pass line on or near the bottom of the tank to minimize foaming.

Aerial Application - Mixing and Spraying Instructions

- 1) Spray equipment should be thoroughly flushed with clean water before mixing TILT 250E Fungicide.
- 2) Fill premix tank 1/2 full with clean water. Engage gentle agitation.
- 3) Add the required amount of TILT 250E Fungicide and agitate thoroughly.
- 4) Continue filling the tank with water until the tank is 9/10 full and, if applicable, add the required amount of tankmix partner.
- 5) Complete filling the premix tank with water.
- 6) Maintain gentle agitation during mixing.
- 7) Transfer the premix contents into the aircraft spray tank.
- 8) Maintain sufficient agitation during the mixing and spraying operation to ensure TILT 250E Fungicide remains in suspension.
- 9) Use nozzle screens no finer than 50 mesh. Keep by-pass line on or near the bottom of the tank to minimize foaming.

Apply only by fixed-wing or rotary aircraft equipment which has been functionally and operationally calibrated for the atmospheric conditions of the area and the application rates and conditions of this label. Label rates, conditions and precautions are product specific. Read and understand the entire label before opening this product. Apply only at the rate recommended for aerial application on this label. Where no rate for aerial application appears for a specific use, this product cannot be applied by any type of aerial equipment. Ensure uniform application. To avoid streaked, uneven or overlapped application, use appropriate marking devices.

AERIAL APPLICATION USE PRECAUTIONS:

Apply only when meteorological conditions at the treatment site allow for complete and even crop coverage. Apply only under conditions of good practice specific to aerial application as outlined in the *National Aerial Pesticide Application Manual*, developed by the Federal/Provincial/Territorial Committee on Pest Management and Pesticides.

Do not apply to any body of water. Avoid drifting of spray onto any body of water or other non-target areas. Specified buffer zones should be observed.

Coarse sprays are less likely to drift; therefore, avoid combinations of pressure and nozzle type that will result in fine particles (mist). Do not apply during periods of dead calm or when wind velocity and direction pose a risk of spray drift. Do not spray when the wind is blowing towards a nearby sensitive crop, garden, terrestrial habitat (such as a shelter-belt) or aquatic habitat.

AERIAL APPLICATION OPERATOR PRECAUTIONS:

Do not allow the pilot to mix chemicals to be loaded onto the aircraft. Loading of premixed chemicals with a closed system is permitted. It is desirable that the pilot have communication capabilities at each treatment site at the time of application. The field crew and the mixer/loaders must wear chemical resistant gloves, coveralls and goggles or face shield during mixing/loading, cleanup and repair. Follow the more stringent label precautions in cases where the operator precautions exceed the label recommendations on the ground application section. All personnel on the job site must wash hands and face thoroughly before eating and drinking. Protective clothing, aircraft cockpit and vehicle cabs must be decontaminated regularly.

Buffer zones:

Use of the following spray methods or equipment **DO NOT** require a buffer zone: hand-held or backpack sprayer and spot treatment.

The buffer zones specified in the table below are required between the point of direct application and the closest downwind edge of sensitive terrestrial habitats (such as grasslands, forested areas, shelter belts, woodlots, hedgerows, riparian areas and shrublands), sensitive freshwater habitats (such as lakes, rivers, sloughs, ponds, prairie potholes, creeks, marshes, streams, reservoirs and wetlands) and estuarine/marine habitats.

Method of application	Crop		Buffer Zones (metres) Required for the Protection of:				
			Freshwater Habitat of Depths:		Estuarine/Marine Habitats of Depths:		Terrestrial habitat
			Less than 1 m	Greater than 1 m	Less than 1 m	Greater than 1 m	
Field sprayer*	Beans, peas, soybeans, chickpeas, corn, wheat, oats, canary seed, canola, barley, rye, triticale, rutabagas, cranberries, strawberries, asparagus, Kentucky bluegrass, Western cedar, sugar beets, garden beets		1	0	1	1	1
Airblast	Cherries	Early growth stage	5	0	10	3	10
		Late growth stage	2	0	4	2	4
	Blueberries, apricots, nectarines, peaches, plums, Saskatoon berries, blackberries, loganberries, raspberries, other berries	Early growth stage	4	0	5	2	5
		Late growth stage	2	0	3	1	3

Method of application	Crop		Buffer Zones (metres) Required for the Protection of:				
			Freshwater Habitat of Depths:		Estuarine/Marine Habitats of Depths:		Terrestrial habitat
			Less than 1 m	Greater than 1 m	Less than 1 m	Greater than 1 m	
Aerial	Beans, corn, oats, wheat, barley, triticale (seed prod.), blueberries, Kentucky blue grass (seed prod.), sugar beets	Fixed wing	1	0	3	1	20
		Rotary wing	1	0	1	1	20

*For field sprayer application, buffer zones can be reduced with the use of drift reducing spray shields. When using a spray boom fitted with a full shield (shroud, curtain) that extends to the crop canopy, the labelled buffer zone can be reduced by 70%. When using a spray boom where individual nozzles are fitted with cone-shaped shields that are no more than 30 cm above the crop canopy, the labelled buffer zone can be reduced by 30%.

For tank mixes, consult the labels of tank mix partners and observe the largest (most restrictive) buffer zone of the products involved in the tank mixture and apply using the coarsest spray (ASAE) category indicated on the labels for those tank mix partners.

PRODUCT SPECIFIC PRECAUTIONS:

Read and understand the entire label before opening this product. If you have questions, call the manufacturer at 1-87-SYNGENTA (1-877-964-3682) or obtain technical advice from the distributor or your provincial agricultural representative.









Fertilizer - Mixing and Spraying Instructions









If desired, small amounts of nitrogen may be applied with TILT 250E Fungicide. The appropriate amount of urea can be dissolved in water and added to the spray tank before adding TILT 250E Fungicide. The rate of actual nitrogen must not exceed 10 kg/ha.

CAUTION: Excessive nitrogen concentrations may injure the crop.

NOTE: DO NOT add nitrogen when tank-mixing TILT 250E Fungicide with a herbicide.

**WHEAT, BARLEY, OATS
CEREAL GROWTH STAGES***

							
2 leaves unfolded 13	Main shoot and tiller 21	Main shoot and 4 tillers 24	Leaf sheath begins to lengthen 27	Pseudo stem erection 30	1st node detectable 31	2nd node detectable 32	Flag leaf just visible 37

							
Ligule of last leaf visible 39	Boots swollen 45	Ear just visible 51	Ear 1/2 emerged 55	Ear fully emerged 59	Flowering over at base of ear 69	Flowering over kernel watery ripe 71	Grain hard 91

WHEAT, BARLEY, OATS	
<u>INSTRUCTIONS FOR USE:</u> Apply TILT 250E Fungicide at the very early stages of disease development. This could occur anytime during tillering, through stem elongation, up to flowering. TILT 250E Fungicide lasts about three weeks in the plant. If conditions favourable to disease continue after this length of time, another application will be necessary to maintain control. An application can be made to wheat at the time of head emergence for suppression of Fusarium head blight.	
CROP/DISEASES	<u>WHEAT: Septoria Leaf Spot, Tan Spot</u> <u>SPRING BARLEY: Net Blotch</u>
RATE/HA	250 - 500 mL
EARLY Application	At G.S. 12-23 (as early as the two leaf stage). For early season disease suppression, use the lower rate for suppression under normal field conditions. Use the higher rate for control if there is a history of high disease pressures in the field and/or field conditions favour disease development.
LATER Application	At the first sign of disease (G.S. 29-37) or before head is half emerged (G.S. 49-55). Apply only the high rate on any application from G.S. 29-55.
CROP/DISEASES	<u>WHEAT: Septoria Leaf Spot and Glume Blotch, Powdery Mildew, Leaf and Stem Rust, Tan Spot, Stripe Rust</u> <u>SPRING BARLEY: Net Blotch, Spot Blotch, Scald, Powdery Mildew, Septoria Leaf Spot, Leaf and Stem Rust</u> <u>OATS: Septoria Leaf Blotch, Crown Rust</u>
RATE/HA	500 mL
EARLY Application	At the first sign of disease, usually at the beginning of stem elongation (G.S. 29-37).
LATER Application	Before head is half emerged (G.S. 49-55).
CROP/DISEASES	<u>WHEAT: Fusarium Head Blight*</u>
RATE/HA	500 mL
Application	Apply within the range of at least 75% of heads on the main stem fully emerged (G.S. 57) to when 50% of the heads on the main stem are flowering (G.S. 65)
Specific Use Restrictions: DO NOT make more than two applications of 500 mL each per season. Applications may be made no closer than a 14-day interval. DO NOT harvest or feed forage or hay within 7 days of last application. DO NOT apply TILT 250E after G.S 65.	

*Suppression only

HERBICIDE TANK-MIXING - WHEAT & BARLEY:

TILT 250E Fungicide can be tank-mixed with ONLY ONE of these herbicides:

2,4-D Amine MCPA Amine

Buctril® M Pardner®

Mextrol® 450 Approve®

HORIZON® 240EC Herbicide (Wheat Only)

AXIAL® 100EC Herbicide (Spring Wheat and Spring Barley Only) (FOR USE ONLY IN THE PRAIRIE AND INTERIOR OF BRITISH COLUMBIA)

BROADBAND® Herbicide (Spring Wheat (excluding durum) and Barley) (FOR USE IN THE PRAIRIE PROVINCES AND INTERIOR OF BRITISH COLUMBIA ONLY)

Tank-mixing Precautions:

1. DO NOT tank-mix TILT 250E Fungicide with herbicides for application onto Oats.

2. Weeds and crops must be at the correct stage of growth as specified in both the TILT 250E Fungicide label and the tank mix partner label.
3. 2,4-D and MCPA formulations may be applied either by ground application or aerial application; tank-mixtures of TILT 250E Fungicide and Buctril M, Mextrol 450, Approve, Pardner, or AXIAL 100EC Herbicide can only be applied by ground application.
4. For fields treated with AXIAL 100EC Herbicide, no crop may be seeded until the following year. There are no crop rotation limitations the year following application of AXIAL 100EC Herbicide.
5. Tank mixing with the herbicide AXIAL 100EC will slightly decrease TILT 250E efficacy.
6. Consult the label of the herbicide partner for a list of weeds controlled, directions for use and precautions.
7. When tank mixing, adhere to the most restrictive label limitations and precautions.
8. Compatibility should always be confirmed by premixing small proportional quantities of water, TILT 250E Fungicide, and the tank-mix partner in advance.

HERBICIDE TANK-MIXING – WHEAT ONLY:

FOR USE ONLY IN THE PRAIRIE AND INTERIOR OF BRITISH COLUMBIA.

TILT 250E Fungicide can be tank-mixed with HORIZON 240EC Herbicide for disease and grassy weed control.

Tank-mixing Precautions:

- 1) DO NOT apply using aerial application equipment.
- 2) Consult the label of HORIZON 240EC Herbicide for a list of weeds controlled, directions for use and precautions.
- 3) Apply prior to emergence of the 4th tiller (herbicide timing).

TIMOTHY - FOR SALE FOR USE IN THE PRAIRIE PROVINCES ONLY

INSTRUCTIONS FOR USE:

Apply TILT 250E at the very early stages of disease. If conditions favourable to disease continue after this length of time, another application will be necessary to maintain control. DO NOT APPLY USING AERIAL APPLICATION EQUIPMENT.

LAST APPLICATION MUST BE MADE PRIOR TO 14 DAYS BEFORE HARVEST (14 day PHI).

DISEASE	Purple eyespot
RATE/HA	500 mL
EARLY Application	At the first sign of disease, usually at the beginning of flowering (G.S. 59-61).
LATER Application	Full flowering (G.S. 65-73).
Minimum Interval between Applications	14 days
Maximal Seasonal Application Rate	2 applications at 500 mL/ha (1.0 L/ha in a season).

CANOLA**INSTRUCTIONS FOR USE:**

TILT 250E Fungicide will control blackleg and enhance yield potential during the early stages of canola growth. The disease may reappear later in the season, but with minimal effect on yield.

LAST APPLICATION MUST BE MADE PRIOR TO 60 DAYS BEFORE HARVEST (60 day PHI).

DISEASES	RATE/HA	REMARKS/TIMING		
Blackleg	500 mL	<u>Apply during the rosette stage:</u> between 2 nd true leaf and bolting.		
		Seedling	Rosette	Bud (Bolted)
		Stage 1	Stage 2	Stage 3

TANK-MIXING – SEED CORN, FIELD CORN and SWEET CORN:

TILT 250E Fungicide can be tank-mixed with ONLY ONE of the following partners:

MATADOR® 120EC Insecticide

WARRIOR® Insecticide

Ripcord®

Tank-mixing Precautions:

1. DO NOT APPLY THE TANK MIX WITH WARRIOR INSECTICIDE BY AERIAL APPLICATION EQUIPMENT.
2. The tank mix of TILT 250E Fungicide + MATADOR120EC Insecticide or TILT 250E Fungicide + Ripcord can be applied by air and ground. Use 40 L of water per hectare when applying by air.
3. Insects and crops must be at the correct stage as specified on the TILT 250E Fungicide as well as MATADOR 120EC, WARRIOR Insecticide and Ripcord (PCP 15738) labels. Follow the directions for use and precautions on all labels.
4. DO NOT apply within 14 days of harvest (14 day PHI) when using these tank-mixes on field and sweet corn.
5. Compatibility should always be confirmed by premixing small proportional quantities of water, TILT 250E Fungicide, and the tank-mix partner in advance.

TANK MIXES

SEED CORN	
DISEASES	Rusts
RATE/HA TILT 250E Fungicide alone	500 mL
RATE/HA Tank Mix partner	+ 83 mL MATADOR Insecticide or 83 mL WARRIOR Insecticide or 175 mL Ripcord
REMARKS	Apply 500 mL/ha of TILT 250E Fungicide when rust pustules first appear. Under severe disease pressure, make a second application 14 days after. Under severe disease pressure, make a third application 14 days after. DO NOT apply the tank mix with WARRIOR Insecticide by aerial application equipment.
DISEASES	Northern Corn Leaf Blight Southern Corn Leaf Blight Helminthosporium Leaf Spot
RATE/HA TILT 250E Fungicide alone	250 - 500 mL
RATE/HA Tank Mix partner	+ 83 mL MATADOR Insecticide or 83 mL WARRIOR Insecticide or 175 mL Ripcord
REMARKS	Apply 250 - 500 mL/ha of TILT 250E Fungicide when disease first appears. Use the 250 mL rate if disease pressure is low. DO NOT apply the tank mix with WARRIOR Insecticide by aerial application equipment.
DISEASES	Eye Spot Grey Leaf Spot
RATE/HA TILT 250E Fungicide alone	500 mL
RATE/HA Tank Mix partner	+ 83 mL MATADOR Insecticide or 83 mL WARRIOR Insecticide or 175 mL Ripcord
REMARKS	Apply 500 mL of TILT 250E Fungicide per hectare when disease first appears. DO NOT apply the tank mix with WARRIOR Insecticide by aerial application equipment.

FIELD CORN and SWEET CORN	
DISEASES	Rusts
RATE/HA TILT 250E Fungicide alone	500 mL
RATE/HA Tank Mix partner	+ 83 mL MATADOR Insecticide or 83 mL WARRIOR Insecticide or 175 mL Ripcord
REMARKS	Apply 500 mL/ha of TILT 250E Fungicide when rust pustules first appear. Under severe disease pressure, make a second application 14 days after. DO NOT apply the tank mix with WARRIOR Insecticide by aerial application equipment.
DISEASES	Northern Corn Leaf Blight Southern Corn Leaf Blight Helminthosporium Leaf Spot
RATE/HA TILT 250E Fungicide alone	250 - 500 mL
RATE/HA Tank Mix partner	+ 83 mL MATADOR Insecticide or 83 mL WARRIOR Insecticide or 175 mL Ripcord
REMARKS	Apply 250 - 500 mL/ha of TILT 250E Fungicide when disease first appears. Use the 250 mL rate if disease pressure is low. DO NOT apply the tank mix with WARRIOR Insecticide by aerial application equipment.
DISEASES	Eye Spot Grey Leaf Spot
RATE/HA TILT 250E Fungicide alone	500 mL
RATE/HA Tank Mix partner	+ 83 mL MATADOR Insecticide or 83 mL WARRIOR Insecticide or 175 mL Ripcord
REMARKS	Apply 500 mL of TILT 250E Fungicide per hectare when disease first appears. DO NOT apply the tank mix with WARRIOR Insecticide by aerial application equipment.

LEGUME VEGETABLES (Crop Group 6) INCLUDING SOYBEANS

Soybeans

Edible-podded legume vegetables - Any succulent cultivar of edible podded bean (*Phaseolus* spp.) and any succulent cultivar of edible-podded pea (*Pisum* spp.): Bean (*Phaseolus* spp.) (includes runner bean, snap bean, wax bean); bean (*Vigna* spp.) (includes asparagus bean, Chinese longbean, moth bean, yardlong bean); jackbean; pea (*Pisum* spp.) (includes dwarf pea, edible-podded pea, snow pea, sugar snap pea); pigeon pea; soybean (immature seed); and sword bean.

Succulent shelled pea and bean - Any succulent shelled cultivar of bean (*Phaseolus* spp.) and garden pea (*Pisum* spp.): Bean (*Phaseolus* spp.) (includes lima bean, green bean); broad

bean (succulent); bean (*Vigna* spp.) (includes black-eyed pea, cowpea, southern pea); pea (*Pisum* spp.) (includes English pea, garden pea, green pea); and pigeon pea.

Dried shelled pea and bean - Any dried cultivar of bean (*Phaseolus* spp.) and dried cultivar of pea (*Pisum* spp.): Dried cultivars of bean (*Lupinus* spp.) (includes grain lupin, sweet lupin, white lupin, and sweet white lupin); (*Vigna* spp.) (includes adzuki beans); (*Phaseolus* spp.) (includes field bean, kidney bean, lima bean (dry), navy bean, pinto bean, tepary bean, mung bean, rice bean, southern bean, urd bean); broad bean (dry); chickpea; guar; lablab bean; lentil; pea (*Pisum* spp.) (includes field pea); and pigeon pea.

LEGUME VEGETABLES (Crop Group 6) INCLUDING SOYBEANS	
DISEASE	Asian (Soybean) Rust (<i>Phakopsora pachyrhizi</i>)
CROPS	All Crop Group 6 legume vegetables listed above, and soybean
RATE/HA	500 – 756 mL
REMARKS	<p>For control of Asian Rust, apply the lower rate under conditions of low disease pressures.</p> <p>Make first application at the R2 to R3 developmental stage, or when there is 5% disease level in the field, followed by a second application 14 days after the first, if environmental conditions are favourable for disease development.</p> <p>APPLY A MAXIMUM OF 2 APPLICATIONS PER SEASON OF TILT 250E. DO NOT apply within 30 days of harvest (30 day PHI) for crop subgroup 6C (dry legume vegetables) and soybeans. DO NOT apply within 15 days of harvest (15 day PHI) for crop subgroup 6A (edible podded legume vegetables) and 6B (succulent shelled legume vegetables).</p>
DISEASE	Powdery Mildew (<i>Microsphaera diffusa</i> , <i>Erysiphe pisi</i> , <i>E. polygoni</i>)
CROPS	All Crop Group 6 legume vegetables listed above, and soybean
RATE/HA	500 mL
REMARKS	<p>Make first application at the R2 to R3 developmental stage, or when there is 5% disease level in the field, followed by a second application 14 days after the first, if environmental conditions are favourable for disease development.</p> <p>APPLY A MAXIMUM OF 2 APPLICATIONS PER SEASON OF TILT 250E. DO NOT apply within 30 days of harvest (30 day PHI) for crop subgroup 6C (dry legume vegetables) and soybeans. DO NOT apply within 15 days of harvest (15 day PHI) for crop subgroup 6A (edible podded legume vegetables) and 6B (succulent shelled legume vegetables).</p>
DISEASE	Cercospora Leaf Spot (<i>Cercospora kikuchi</i>)
CROPS	Soybean only
RATE/HA	500 mL
REMARKS	<p>Make first application at the R2 to R3 developmental stage, or when there is 5% disease level in the field, followed by a second application 14 days after the first, if environmental conditions are favourable for disease development.</p> <p>APPLY A MAXIMUM OF 2 APPLICATIONS PER SEASON OF TILT 250E. DO NOT apply within 30 days of harvest (30 day PHI) for crop subgroup 6C (dry legume vegetables) and soybeans. DO NOT apply within 15 days of harvest (15 day PHI) for crop subgroup 6A (edible podded legume vegetables) and 6B (succulent shelled legume vegetables).</p>

TANK MIX - TILT 250E FUNGICIDE with QUADRIS® Flowable Fungicide**LEGUME VEGETABLES (Crop Group 6) INCLUDING SOYBEANS**

DISEASE	Asian (Soybean) Rust (<i>Phakopsora pachyrhizi</i>)
CROPS	All Crop Group 6A, B, C legume vegetables listed above, and soybeans
RATE/HA	0.5 - 0.75 L/ha of TILT 250E Fungicide + 0.3 - 0.45 L/ha of QUADRIS Flowable Fungicide
REMARKS	Make the first application at the first sign of disease. Apply the high rate only under conditions of high disease pressures. A second application at 14 days interval may be needed if conditions persist. It is important to protect the developing pod of soybean and podded legume vegetables. Good spray coverage and canopy penetration are important for best results. Apply in a minimum of 45 L of water per hectare.

Restrictions: DO NOT APPLY MORE THAN 2 APPLICATIONS OF TILT 250E FUNGICIDE PER SEASON. DO NOT APPLY MORE THAN 2 APPLICATIONS OF QUADRIS FLOWABLE FUNGICIDE PER SEASON. DO NOT apply within 30 days of harvest (30 day PHI) for crop subgroup 6C (dry legume vegetables) and soybeans. DO NOT apply within 15 days of harvest (15 day PHI) for crop subgroup 6A (edible podded legume vegetables) and 6B (succulent shelled legume vegetables). DO NOT make more than one application to soybean hay and dry pea hay. DO NOT apply within 14 days of harvest (14 day PHI) of soybean hay and dry pea hay. DO NOT feed dried pea vines to livestock. Not all members of the legume vegetable group have been tested for efficacy and phytotoxicity at the recommended label rates and this tank mix should be used at the discretion of the user. The tank mix of TILT 250E Fungicide plus QUADRIS Flowable Fungicide may be applied by air or ground application equipment.

TANK MIX - TILT 250E FUNGICIDE with MATADOR 120EC Insecticide or WARRIOR Insecticide**LEGUME VEGETABLES (Crop Group 6) INCLUDING SOYBEANS**

TILT 250E Fungicide can be tank mixed with MATADOR 120EC Insecticide or WARRIOR Insecticide for foliar disease and insect control. Apply TILT 250E Fungicide at a rate of 250 - 756 mL/ha in a tank mix with MATADOR 120EC Insecticide or WARRIOR Insecticide at a rate of 83 - 233 mL/ha for control of soybean aphid on soybean and at a rate of 83 mL/ha for the rest of the crops in Crop Group 6. Refer to both the TILT 250E Fungicide, MATADOR 120EC Insecticide, or WARRIOR Insecticide labels for diseases and insects controlled, specific application instructions, and precautions. Pests and crops must be at the correct stage as specified on the TILT 250E Fungicide, MATADOR 120EC Insecticide, or WARRIOR Insecticide labels. DO NOT apply more than 2 applications per season of this tank mix. DO NOT apply within 30 days of harvest (30 day PHI) for crop subgroup 6C (dry legume vegetables) and soybeans. DO NOT apply within 15 days of harvest (15 day PHI) for crop subgroup 6A (edible podded legume vegetables) and 6B (succulent shelled legume vegetables). DO NOT graze or harvest treated forage, straw or hay for livestock feed. Not all members of the legume vegetable group have been tested for efficacy and phytotoxicity at the recommended label rates, and should be used at the discretion of the user. This tank mix can be applied by ground application equipment only. DO NOT APPLY THE TANK MIX WITH MATADOR 120EC Insecticide or WARRIOR Insecticide BY AERIAL APPLICATION EQUIPMENT.

TANK MIXES - TILT 250E FUNGICIDE with QUADRIS Flowable Fungicide

CEREALS – CROP GROUP 15	
CROPS	Barley, Oats
DISEASE	Barley net blotch (<i>Pyrenophora teres</i>)
PRODUCT RATE (L/ha)	0.5 L/ha of TILT 250E Fungicide + 0.225 L/ha of QUADRIS Flowable Fungicide
APPLICATION TIMING	Apply once between stem elongation and half-head emergence (BBCH Growth Stage 29-55). Good spray coverage and canopy penetration are important for best results.
CROPS	Barley, Rye
DISEASE	Barley scald (<i>Rhynchosporium secalis</i>)
PRODUCT RATE (L/ha)	0.5 L/ha of TILT 250E Fungicide + 0.225 L/ha of QUADRIS Flowable Fungicide
APPLICATION TIMING	Apply once between stem elongation and half-head emergence (BBCH Growth Stage 29-55). Good spray coverage and canopy penetration are important for best results.
CROPS	Wheat, Barley, Rye, Oats, Triticale
DISEASE	Septoria leaf spot (<i>Septoria</i> sp.)
PRODUCT RATE (L/ha)	0.5 L/ha of TILT 250E Fungicide + 0.225 L/ha of QUADRIS Flowable Fungicide
APPLICATION TIMING	Apply once between stem elongation and half-head emergence (BBCH Growth Stage 29-55). Good spray coverage and canopy penetration are important for best results.
CROPS	Wheat, Barley, Rye, Triticale
DISEASE	Tan spot (<i>Pyrenophora tritici-repentis</i>)
PRODUCT RATE (L/ha)	0.5 L/ha of TILT 250E Fungicide + 0.225 L/ha of QUADRIS Flowable Fungicide
APPLICATION TIMING	Apply once between stem elongation and half-head emergence (BBCH Growth Stage 29-55). Good spray coverage and canopy penetration are important for best results.
CROPS	Barley
DISEASE	Barley leaf rust (<i>Puccinia hordei</i>)
PRODUCT RATE (L/ha)	0.5 L/ha of TILT 250E Fungicide + 0.225 L/ha of QUADRIS Flowable Fungicide
APPLICATION TIMING	Apply once between stem elongation and half-head emergence (BBCH Growth Stage 29-55). Good spray coverage and canopy penetration are important for best results.
CROPS	Winter Wheat, Spring Wheat, Barley
DISEASE	Stripe rust (<i>Puccinia striiformis</i>)
PRODUCT RATE (L/ha)	0.4 - 0.5 L/ha of TILT 250E Fungicide + 0.2 - 0.3 L/ha of QUADRIS Flowable Fungicide
APPLICATION TIMING	Apply once between stem elongation and half-head emergence (BBCH Growth Stage 29-55). Good spray coverage and canopy penetration are important for best results.

CEREALS – CROP GROUP 15	
CROPS	Winter Wheat, Spring Wheat
DISEASE	Wheat leaf rust (<i>Puccinia triticina</i>)
PRODUCT RATE (L/ha)	0.4 - 0.5 L/ha of TILT 250E Fungicide + 0.2 - 0.3 L/ha of QUADRIS Flowable Fungicide
APPLICATION TIMING	Apply once between stem elongation and half-head emergence (BBCH Growth Stage 29-55). Good spray coverage and canopy penetration are important for best results.
<p>Specific Use Restrictions: DO NOT make more than one application per season of this tank mixture. An additional application of TILT 250E Fungicide can be made, if required. Refer to the TILT 250E Fungicide label for details of the rate and timing. A total of two applications of TILT 250E Fungicide should be applied per season either in a tank mix with QUADRIS Flowable Fungicide or alone. DO NOT apply within 45 days of harvest (45 day PHI) for grain and straw. DO NOT harvest wheat for forage. DO NOT graze or feed livestock treated forage or cut green crop for hay or silage. The tank mix of QUADRIS Flowable Fungicide and TILT 250E Fungicide may be applied with ground or air equipment.</p> <p>GROUND APPLICATION: Apply specified rates in a minimum of 100 L of water per hectare.</p> <p>AERIAL APPLICATION: Apply specified rates in a minimum of 45 L of water per hectare.</p>	

TANK MIX - TILT 250E FUNGICIDE with QUADRIS Flowable Fungicide

CORN	
CROPS	Field Corn, Sweet Corn (including Seed Production), Popcorn (including Seed Production)
DISEASE	Rust (<i>Puccinia sorghi</i>) Northern Corn Leaf Blight (<i>Setosphaeria turcicum</i>) Southern Corn Leaf Blight (<i>Cochliobolus heterostrophus</i>) Eye Spot (<i>Aureobasidium zeae</i>) Grey Leaf spot (<i>Cercospora zeae-maydis</i>)
PRODUCT RATE (L/ha)	0.5 L/ha of TILT 250E Fungicide + 0.225 - 0.3 L/ha of QUADRIS Flowable Fungicide
APPLICATION TIMING	Make first application at the first sign of disease, followed by a second application 14 days after the first, if environmental conditions are favourable for disease development. Good spray coverage and canopy penetration are important for best results. Apply in a minimum of 45 L of water per hectare. Use the low rate of QUADRIS under low to moderate disease pressure. Use the high rate of QUADRIS only under conditions of severe disease pressure.
<p>Specific Use Restrictions: A maximum of two applications of QUADRIS Flowable Fungicide and a maximum of two applications of TILT 250E Fungicide should be applied per season either as a tank mix or as products applied alone. DO NOT apply to field corn and field corn grown for seed after brown silk. DO NOT apply within 30 days (30 day PHI) of harvest for forage. DO NOT apply to sweet corn within 14 days of harvest (14 day PHI).</p> <p>Not all of these cereal crops have been tested for efficacy and phytotoxicity at the recommended label rates and the tank mix of QUADRIS Flowable Fungicide and TILT 250E Fungicide should be used at the discretion of the user. The tank mix of QUADRIS Flowable Fungicide and TILT 250E Fungicide may be applied with ground or air equipment.</p> <p>GROUND APPLICATION: Apply specified rates in a minimum of 100 L of water per hectare.</p> <p>AERIAL APPLICATION: Apply specified rates in a minimum of 45 L of water per hectare.</p>	

RUTABAGAS	
DISEASE	Powdery Mildew, Blackleg (<i>Leptosphaeria maculans</i>)- suppression only
RATE/HA	400 mL
REMARKS	Make two applications per season; the first 50 days after planting and the second 20 days later. Apply to vegetative foliage. Use 200 L of water per hectare. LAST APPLICATION MUST BE MADE PRIOR TO 21 DAYS BEFORE HARVEST (21 day PHI). Do not graze livestock on treated crop.

WESTERN RED CEDAR	
DISEASE	Keithia Foliar Blight
RATE/HA	500 mL
REMARKS	Apply, using ground application equipment, every four weeks. Make a maximum of 6 applications per year. Apply in a volume of 1000 L of water per hectare. Do not graze livestock on treated crop.

HIGHBUSH BLUEBERRY	
DISEASE	Mummyberry (<i>Monilinia vaccinii-corymbosi</i>)
RATE/HA	500 mL
REMARKS	Apply first application at or near flower bud swelling; make a second application at leaf bud swelling. Apply by ground only, making no more than two applications per year. In BC only, apply by ground, a third application at pink bloom and a fourth application 7 to 10 days later at early bloom, making no more than 4 applications per year. Use a minimum of 200 L of water per hectare. LAST APPLICATION MUST BE MADE PRIOR TO 60 DAYS BEFORE HARVEST (60 day PHI). Do not graze livestock on treated crop.

LOWBUSH BLUEBERRY	
DISEASE	Monilinia Blight
RATE/HA	500 mL
REMARKS	Apply first application when flower bud scales first appear and make a second application 10 days later. Use ground application or aerial application equipment, making no more than two applications per year. Use a minimum of 200 L of water per hectare if applying by ground equipment; use 40-50 L of water per hectare if applying by air. LAST APPLICATION MUST BE MADE PRIOR TO 60 DAYS BEFORE HARVEST (60 day PHI). Do not graze livestock on treated crop.

CRANBERRY	
DISEASE	Cottonball (<i>Monilinia oxycocci</i>)
RATE/HA	500 mL
REMARKS	Apply the first application at leaf bud break. Make a second application 10 -14 days later, a third application at early bloom, and a fourth application 10 - 14 days after the third application. Make no more than four applications per year. LAST APPLICATION MUST BE MADE PRIOR TO 45 DAYS BEFORE HARVEST (45 day PHI). Do not graze livestock on treated crop.

SASKATOON BERRY	
DISEASE	Entomosporium Leaf and Berry Spot and Saskatoon Juniper Rust
RATE/HA	500 mL
REMARKS	As a foliar spray, apply up to three applications per season. The first application to occur at “white tip”, the second application at “petal fall”, and the third application at “green fruit”. Use a minimum of 200 L of water per hectare by ground, applying to runoff. LAST APPLICATION MUST BE MADE PRIOR TO 38 DAYS BEFORE HARVEST (38 day PHI). Do not graze livestock on treated crop.

PEACHES, NECTARINES, PLUMS, SWEET & SOUR CHERRIES, APRICOTS	
DISEASE	Brown Rot, Blossom Blight
RATE/HA	500 mL
REMARKS	Apply 500 mL of TILT 250E in 500 L of water per hectare. Make 1st application at early bloom with a 2nd application at 50 - 75% bloom. If disease conditions persist, make a 3rd application at petal fall. Do not graze livestock on treated crop.
DISEASE	Fruit Brown Rot
RATE/HA	500 mL
REMARKS	Apply no more than 2 applications in the 3 weeks prior to harvest. Apply 500 mL of product in 500 L of water per hectare. Do not graze livestock on treated crop.
DISEASE	Suppression of Black Knot (Plums and Sour Cherries ONLY)
RATE/HA	500 mL
REMARKS	Apply 500 mL of TILT 250E in a minimum of 500 L of water per hectare by ground. Make 1st application at early bloom with 2nd application at 50 - 75% bloom. If disease conditions persist, make 3rd application at petal fall. Do not graze livestock on treated crop.
DO NOT APPLY WITHIN 3 DAYS OF HARVEST (3 day PHI). DO NOT REENTER TREATED AREAS WITHIN 3 DAYS OF APPLICATION (3 day REI). IF REQUIRED, INDIVIDUALS MAY REENTER TREATED AREAS WITHIN 3 DAYS OF APPLICATION FOR SHORT TERM TASKS WHICH DO NOT REQUIRE HAND LABOUR IF AT LEAST 4 HOURS HAS PASSED SINCE APPLICATION AND PROVIDED LONG PANTS, LONG SLEEVED SHIRTS, AND CHEMICAL RESISTANT GLOVES ARE WORN. FOR SOUR CHERRIES: a) It is recommended that no more than 2 consecutive applications of TILT 250E be made before switching to another fungicide with a different mode of action according to disease management practices. b) Apply a MAXIMUM of 5 APPLICATIONS PER SEASON of TILT 250E.	

KENTUCKY BLUEGRASS for SEED PRODUCTION	
DISEASE	Powdery Mildew
RATE/HA	500 mL
REMARKS	Apply as a foliar spray. Make no more than 2 applications per crop year with the first application at pre-heading and the second at 50 - 100% heading. Apply in 200 - 300 L/ha of water by ground or 40 - 50 L/ha of water by air. Do not graze livestock on treated crop.

ASPARAGUS

DISEASE	Rust (<i>Puccinia asparagi</i>)
RATE/HA	250 mL
REMARKS	Apply TILT 250E to asparagus ferns in Ontario and Quebec only. Once harvest is complete, make the first application of TILT 250E as soon as fern growth begins, followed by applications at 14 - 21 day intervals. For new, non-harvested plantings, apply TILT 250E when first sign of rust is visible, followed by applications at 14 - 21 day intervals. Apply by ground only, making no more than three applications per year. Use a minimum of 370 L of water per hectare. LAST APPLICATION MUST BE MADE PRIOR TO 8 MONTHS BEFORE HARVEST (8 month PHI). Do not graze livestock on treated crop.

SUGAR BEETS**INSTRUCTIONS FOR USE:**

Begin application at first sign of disease. A second application can be made 10 to 14 days later. LAST APPLICATION MUST BE MADE PRIOR TO 21 DAYS BEFORE HARVEST (21 day PHI).

DISEASE	Cercospora leaf spot (<i>Cercospora beticola</i>) and Powdery mildew (<i>Erysiphe polgoni</i>)
RATE/HA	500 mL
EARLY Application	At the first sign of disease
LATER Application	A second application can be made 10 to 14 days later
Minimum Interval between Applications	10-14 days
Maximal Seasonal Application Rate	2 applications at 500 mL/ha (1.0 L/ha in a season).

Application: Tilt is most effective when applied and allowed to dry before a rainfall. For best results, sufficient water volume should be used to provide thorough coverage. Tilt may be applied by ground or air.

The DIRECTIONS FOR USE for the uses described in this section of the label were developed by persons other than Syngenta Canada Inc. under the User Requested Minor Use Label Expansion program. For these uses, Syngenta Canada Inc. has not fully assessed performance (efficacy) and/or crop tolerance (phytotoxicity) under all environmental conditions or for all crop varieties when used in accordance with the label. The user should test the product on a small area first, under local conditions and using standard practices, to confirm the product is suitable for widespread application.

SOYBEANS GROWN FOR SEED (Minor Use)

DISEASES	Frogeye Leaf Spot (<i>Cercospora</i> spp.) Aerial Web Blight (<i>Rhizoctonia solani</i>)
RATE/HA	500 - 760 mL
REMARKS	Apply using ground application equipment only, when disease first appears. Under severe disease pressure, make a second application 14 days after the first application. DO NOT harvest soybeans within 30 days of the last application (30 day PHI). For use only on soybeans grown for seed. Harvested soybean seed should not be used for human food or animal feed.

ANNUAL CANARY GRASS (Minor Use)

DISEASE	Septoria Leaf Mottle
RATE/HA	500 mL
REMARKS	For the suppression of Septoria leaf mottle. Make one application at emergence of flag leaf. Ground application only. Apply in 200 L water/ha. Annual canarygrass seeds can be harvested for human consumption. Annual canarygrass grown for human consumption is not to be cut for feed or grazed.

CANARY SEED (Minor Use)

DISEASE	Septoria Leaf Mottle
RATE/HA	500 mL
REMARKS	For the suppression of Septoria leaf mottle. Make one application at emergence of flag leaf. Ground application only. Apply in 200 L water/ha.

DRY EDIBLE BEANS (Minor Use)

DISEASE	Rust
RATE/HA	500 mL
REMARKS	Apply 500 mL of TILT 250E in minimum of 200 L water/ha by ground application or in 40 - 50 L water/ha by aerial application at the first detection of disease in the field and a second application 14 to 21 days later. APPLY A MAXIMUM OF 2 APPLICATIONS PER SEASON OF TILT 250E TO DRY EDIBLE BEANS. DO NOT APPLY WITHIN 28 DAYS OF HARVEST (28 day PHI).

SWEET AND SOUR CHERRIES (Minor Use)

DISEASE	Cherry Leaf Spot (<i>Blumeriella jaapii</i>)
RATE/HA	500 mL
REMARKS	Maximum of three applications per season. Ground application by airblast sprayer. Retreatment interval 7 - 10 days. DO NOT apply within 3 days of harvest (3 day PHI). It is recommended that no more than 2 consecutive applications of TILT be made before switching to another fungicide with a different mode of action according to disease management practices. Do not graze livestock on treated crop.

CANEBERRIES (Crop Group 13A; cultivars and/or varieties of red and black raspberry, loganberry, and blackberry) (Minor Use)

DISEASE	Yellow Rust (<i>Phragmidium rubi-idae</i>)
DISEASE	Late Leaf Rust (<i>Pucciniastrum americanum</i>)
RATE/HA	500 mL
REMARKS	Apply 500 mL product per hectare in 500 L water by ground application at first detection of disease in the field and then 14 days later. Apply a maximum of two applications per season. DO NOT apply within 3 days of harvest (3 day PHI). Do not graze livestock on treated crop.

STRAWBERRIES (Minor Use)

DISEASE	Common Leaf Spot (<i>Mycosphaerella fragariae</i>)
RATE/HA	500 mL
REMARKS	<p>Apply 500 mL of TILT 250E per hectare by ground in enough water to ensure thorough coverage. Make first application when disease levels are no more than 5%. Apply at 10 day intervals for control of leaf spot.</p> <p>It is recommended that no more than 2 consecutive applications of TILT 250E be made before switching to another fungicide with a different mode of action, according to disease management practices.</p> <p>APPLY A MAXIMUM OF 4 APPLICATIONS PER SEASON OF TILT 250E TO STRAWBERRIES. DO NOT APPLY WITHIN 1 DAY OF HARVEST (1 day PHI). Do not graze livestock on treated crop.</p>

GARDEN BEETS (Minor Use)

DISEASE	Cercospora leaf spot (<i>Cercospora beticola</i>)
RATE/HA	500 mL
REMARKS	<p>Apply 500 mL of TILT 250E per hectare by ground in a minimum of 200 L/ha. Begin applications when conditions are favourable for disease development and prior to disease symptom expression. Apply at 10-14 day intervals for control of cercospora leaf spot.</p> <p>It is recommended that no more than 2 consecutive applications of TILT 250E be made before switching to another fungicide with a different mode of action according to disease management practices.</p> <p>APPLY A MAXIMUM OF 2 APPLICATIONS PER SEASON OF TILT 250E TO GARDEN BEETS. DO NOT APPLY WITHIN 14 DAYS OF HARVEST (14-day PHI).</p>

RESISTANCE MANAGEMENT RECOMMENDATIONS

For resistance management, please note that TILT 250E Fungicide contains a Group 3 fungicide. Any fungal population may contain individuals naturally resistant to TILT 250E Fungicide and other Group 3 fungicides. A gradual or total loss of pest control may occur over time if these fungicides are used repeatedly in the same fields. Other resistance mechanisms that are not linked to site of action but specific for individual chemicals, such as enhanced

metabolism, may also exist. Appropriate resistance management strategies should be followed.

To delay fungicide resistance:

Where possible, rotate the use of TILT 250E Fungicide or other Group 3 fungicides with different groups that control the same pathogens.

Use tank mixtures with fungicide/bactericides from a different group that is effective on the target pathogen when such use is permitted.

Avoid application of more than the maximum number listed in the label and consecutive sprays of TILT 250E Fungicide or other fungicides in the same group in a season. Use tank mixtures with fungicides from a different group when such use is permitted.

Fungicide/bactericide use should be based on an integrated disease management program that includes scouting, historical information related to pesticide use and crop rotation and considers host plant resistance, impact of environmental conditions on disease development, disease thresholds, as well as cultural, biological and other chemical control practices.

Where possible, make use of predictive disease models to effectively time fungicide/bactericide applications.

Monitor treated fungal/bacterial populations for resistance development. Notify Syngenta Canada if reduced sensitivity of the pathogen to TILT 250E Fungicide is suspected.

If disease continues to progress after treatment with this product, do not increase the use rate. Discontinue use of this product, and switch to another fungicide with a different site of action, if available.

Contact your local extension specialist or certified crop advisors for any additional pesticide resistance-management and/or IPM recommendations for specific crops and pathogens.

For further information or to report suspected resistance, contact company representatives at 1-87-SYNGENTA (1-877-964-3682) or at www.syngenta.ca.

AXIAL®, BROADBAND®, HORIZON®, MATADOR®, QUADRIS®, TILT®, and WARRIOR® are trademarks of a Syngenta Group Company.

Approve®, Buctril®, Mextrol®, Pardner®, and Ripcord® are trademarks of their respective companies.