

HOME GARDENER

READY-TO-USE

WEEDEX®

FOR YOUR LAWN WEED CONTROL

MANY VARIETIES OF BROADLEAF WEEDS

KEEP OUT OF REACH OF CHILDREN

REG. NO. 28437 P.C.P. ACT

DOMESTIC/LIQUID HERBICIDE

GUARANTEE:

2,4-D .....	1.9 g/L
Mecoprop-P.....	1.0 g/L
Dicamba .....	0.18 g/L

(All present as dimethylamine salts)

READ THE LABEL BEFORE USING

PROTECT FROM FREEZING

HOME HARDWARE STORES LIMITED  
Paint and Home Products Division  
6 Brian Drive, Burford, Ontario  
N0E 1A0

NET CONTENTS: 1 – 5 L

® REGISTERED TRADEMARK OF VIRTERRA PRODUCTS CORPORATION

## WEEDEX READY-TO-USE

WEEDS CONTROLLED: Dandelion, Plantain, Black Medick (yellow clover), Buttercup, Chickweed, Clover, English Daisy, Ground Ivy (Creeping Charlie), Knotweed (ironweed), Poison Ivy, Ragweed, Shepherd's Purse, Bedstraw, Heal-All, Devil's Paint Brush.

### SHAKE WELL BEFORE USE

PROTECTIVE CLOTHING: Wear long sleeved shirt, long pants, socks, shoes and chemical resistant (e.g. rubber) gloves.

DIRECTIONS: Cut tie on holster, remove sprayer from the holster and unwrap. Uncoil flexible pick-up tube and straighten. Remove cap from the bottle. Insert tube into the opening and install cap from the sprayer. When ready to use ensure the safety lock is in the ON position. Select STREAM OR SPRAY by turning the nozzle before use. Product can be sprayed up to 14 feet. Point sprayer away from body and press trigger to begin spraying. Wet the weed with one or two short bursts. Repeat if necessary. Hold trigger for continuous spraying. Do not water for 24 hours. For further sprayer use directions read the instructions included with the sprayer. Keep the safety lock in LOCK position when storing or refilling bottle.

REUSE AND REFILL INSTRUCTIONS: 15 mL = 1 tablespoon. Refill only with Home Gardener Concentrated WeedEx (PCP# 28061). Do not use this container or sprayer for other products. **For refilling**, remove the sprayer cap and tube. Measure 37.5 ml (2.5 tbsp) of Home Gardener Concentrated WeedEx into the empty container. Add 5 litres (1.32 gallons) of clean water to container. Reinstall the tube and sprayer cap. Follow DIRECTIONS for use.

MAXIMUM APPLICATION FREQUENCY: For good turf/lawn management, normally two applications per year per treatment site are adequate. This does not include spot treatments.

NOTE: Excessive wetting on grasses around weed may cause some injury.

PRECAUTIONS: Harmful if swallowed. Avoid contact with skin, eyes, or clothing.

KEEP OUT OF REACH OF CHILDREN.

OPERATOR USE PRECAUTIONS: Wash hands before eating, drinking, using tobacco or using the toilet. After treating, wash thoroughly. If pesticide penetrates clothing, remove immediately, then wash contaminated skin thoroughly and shower. Launder contaminated clothing separately before re-use.

RE-ENTRY INTERVAL: Do not allow people (other than applicator) or pets, on treatment area during application. Do not enter treated areas until spray has thoroughly dried.

GENERAL PRECAUTIONS: Do not use on Bent grasses or where clover is desired. Do not store near seeds, fertilizer, insecticides or fungicides. Do not allow spray mist or vapours to contact any plants other than those being treated. Do not allow to freeze.

FIRST AID: If in eyes, rinse with water for 15 minutes. If on skin, wash off with soap and water. If swallowed, induce vomiting (use syrup of ipecac) and obtain medical attention or contact a

poison control centre. Take container, label or Product name and PCP registration number with you when seeking medical attention.

TOXICOLOGICAL INFORMATION: Treat symptomatically.

DISPOSAL: Do not re-use empty container. Wrap and dispose of empty container with household garbage.

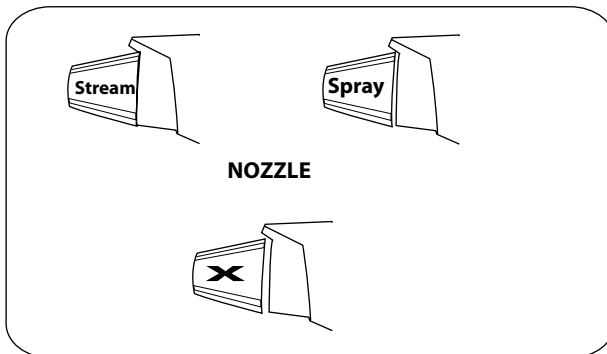
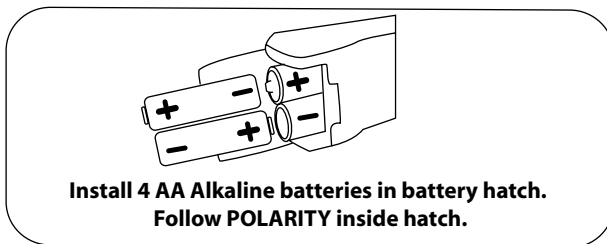
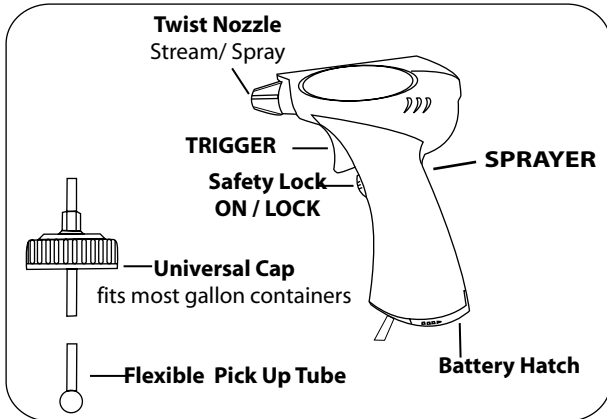
C21-15

MADE IN CANADA

5048-450 / 5048-469

1-touch

lawn &amp; garden MULTI-PURPOSE SPRAYER



## Do's and Dont's

- **NEVER PLACE THE NOZZLE IN YOUR MOUTH**
- **Do** flush out nozzle and flexible pick-up tube with warm water while pressing trigger after use.
- **Do** mark the chemical type or contents of the bottle on the side of the spray head.
- **Don't** switch sprayer head between different types of chemical bottles.
- **Don't** ever mix chemicals together.
- **Don't** spray towards people, pets, electrical outlets or flames.
- **Do** mix only what you are going to need in one application.

## PLEASE READ THIS BEFORE USE

### Helpful Hints

- The sprayer is shipped to you with Safety Lock in the ON position for packaging needs. Keep the Safety Lock in LOCK position when storing or changing fluid bottles or batteries.
- Straighten pick up tube before attaching multi-purpose sprayer to gallon container.
- Select SPRAY or STREAM by turning nozzle before use.
- Pull trigger, wait several seconds for fluid to prime. Apply application to selected area as directed, by chemical manufacturer's specification.
- To STORE sprayer always move the Safety Lock to the LOCK position.
- If the spray is inconsistent the nozzle may be partially blocked. Flush with warm water.
- If the sprayer motor does not run, check batteries for correct polarity in the battery hatch, as shown.
- If the sprayer motor runs but does not spray, replace old batteries with new batteries, do not mix old with new.
- The sprayer is packaged with the batteries installed. For best results, remove the batteries, wipe dry and reinstall before use. Condensation may occur during shipment.

### IMPORTANT!

- **Only use with water based chemicals that are recommended for spray applications.**
- **Read, understand, and follow original chemical manufacturer's directions and warnings.**
- **Certain chemicals may require protective goggles, breathing masks, or protective clothing.**

### Safety First

- **KEEP AWAY FROM CHILDREN.** This sprayer is not Child-resistant. Keep the Safety Lock in LOCK position when not in use.
- **DO NOT MIX BATTERIES;** Never mix old batteries with new. Do not mix Alkaline with standard (carbon zinc) or rechargeable (nickel cadmium) batteries.
- **DANGER** Never use with:
  - Flammable Solvents, combustibles, or Oils.
  - Extremely Caustic solutions such as bleach, wallpaper strippers, etc.
  - Any liquid that poses a health hazard if sprayed.
  - Liquids that harden or congeal, such as paints or glues

\*\*\*\*\*

This label transcript service is offered by the Pest Management Regulatory Agency to provide efficient searching for label information. This service and this information do not replace the official hard-copy label. The PMRA does not provide any guarantee or assurance that the information obtained through this service is accurate, current or correct, and is therefore not liable for any loss resulting, directly or indirectly, from reliance upon this service.